



# Impingement of NPK and Rhizobium on Physico-chemical Properties of Soil under Cluster Bean (*Cyamopsis tetragonoloba* L.)

Yashveer Yadav <sup>a++\*</sup>, Tarence Thomas <sup>a#</sup>,  
Narendra Swaroop <sup>a†</sup>, Satya Ranjan Mohanta <sup>a‡</sup>  
and Ashima Thomas <sup>b</sup>

<sup>a</sup> Department of Soil Science and Agricultural Chemistry, Sam Higginbottom University of Agriculture, Technology and Sciences, Prayagraj, Uttar Pradesh, India.

<sup>b</sup> Department of Agro-food Sciences and Technology, University of Bologna, Italy.

## Authors' contributions

This work was carried out in collaboration among all authors. All authors read and approved the final manuscript.

## Article Information

DOI: <https://doi.org/10.9734/jabb/2024/v27i6911>

## Open Peer Review History:

This journal follows the Advanced Open Peer Review policy. Identity of the Reviewers, Editor(s) and additional Reviewers, peer review comments, different versions of the manuscript, comments of the editors, etc are available here: <https://www.sdiarticle5.com/review-history/117274>

Original Research Article

Received: 12/03/2024

Accepted: 15/05/2024

Published: 18/05/2024

## ABSTRACT

The study pertaining to the present topic under field investigation entitled "effect of different levels of NPK and *Rhizobium* on Physico-chemical properties of soil, growth and yield attributes of cluster bean" beginning from *kharif* seasons of the years 2023 at Research Farm, Department of Soil Science and Agricultural Chemistry. The excavated soil sample from experimental site

<sup>++</sup> M. Sc. Scholar;

<sup>#</sup> Professor

<sup>†</sup> Associate professor;

<sup>‡</sup> Ph.D. Scholar;

\*Corresponding author: E-mail: [akshayyadav@gmail.com](mailto:akshayyadav@gmail.com);

**Cite as:** Yadav, Y., Thomas, T., Swaroop, N., Mohanta, S. R., & Thomas, A. (2024). Impingement of NPK and Rhizobium on Physico-chemical Properties of Soil under Cluster Bean (*Cyamopsis tetragonoloba* L.). *Journal of Advances in Biology & Biotechnology*, 27(6), 516–523. <https://doi.org/10.9734/jabb/2024/v27i6911>

before conducting research operation, mentioned that, the land topography range was nearly levelled with 1-3% slope, soil is of sandy loam texture with neutral to alkaline in reaction (7.140), electrical conductivity was non-saline ( $0.346 \text{ dS m}^{-1}$ ) in nature, low organic carbon content (0.38%), low to medium available N ( $261.39 \text{ kg ha}^{-1}$ ), available P ( $14.60 \text{ kg ha}^{-1}$ ) and available K ( $193.99 \text{ kg ha}^{-1}$ ). Among nine treatments, during field experimentation, the conjunctive use of NPK and different *Rhizobium* levels, together come with best results significantly. However, the physical and chemical soil parameters, cumulative mean value for Bulk density ( $1.42 \text{ Mg m}^{-3}$  and  $1.45 \text{ Mg m}^{-3}$ ), Particle density ( $2.64 \text{ Mg m}^{-3}$  and  $2.66 \text{ Mg m}^{-3}$ ) and Soil pH (7.140 and 7.370) was found optimum in  $T_1$  (Absolute control) at 0-15 cm depth and 15-30 cm depth, respectively. Percentage porespace (45.17% and 43.17%), Water holding capacity (42.32% and 39.70%), Electrical conductivity ( $0.323 \text{ dS m}^{-1}$  and  $0.300 \text{ dS m}^{-1}$ ), Percentage organic carbon (0.49% and 0.46%), Available N ( $284.41 \text{ kg ha}^{-1}$  and  $281.48 \text{ kg ha}^{-1}$ ), Available P ( $22.54 \text{ kg ha}^{-1}$  and  $21.29 \text{ kg ha}^{-1}$ ), Available K ( $210.52 \text{ kg ha}^{-1}$  and  $203.98 \text{ kg ha}^{-1}$ ) were found optimum in  $T_9$  consisting of (@ 100% NPK + @ 100% *Rhizobium*) in comparison to other NPK and *Rhizobium* levels application.

**Keywords:** *Rhizobium*; cluster bean; NPK; kharif season.

## 1. INTRODUCTION

“Soil is a medium for plant growth. Crop production is based largely on soils. Some of the soil properties affecting plant growth include: soil texture (coarse fine), aggregate size, porosity, aeration (permeability), and water holding capacity, pH, bulk density, particle density. The rate of water movement into the soil (infiltration) is influenced by its texture, physical condition (soil structure and tilth), and the amount of vegetative cover on the soil surface. Organic matter tends to increase the ability of all soils to retain water, and also increases infiltration rates of fine textured soils. Bulk density reflects the soil's ability to function for structural support, water and solute movement, and soil aeration”.

[1]

“Nutrient balance is the key component to increase crop yields. Excess and imbalanced use of nutrients has caused nutrient mining from the soil, deteriorated crop productivity and ultimately soil health. Replenishment of these nutrients through organic and combination with organic and inorganic has a direct impact on soil health and crop productivity. By keeping in view all the factors related to soil fertility and productivity fertilizers are applied to soil to maintain soil status and crop productivity green gram highly responsive to fertilizer application. The dose of fertilizer depends on the initial soil fertility status and moisture availability conditions. Application of N, P and K to pulses and oilseeds showed greater response than to cereals. Sulphur not only improved grain yield but also improved the quality of crops”

[2].

The use of biofertilizers is more eco-friendly in nature. They can play a significant role in fixing atmospheric nitrogen biofertilizers enrich soil fertility and improves soil fertility. Of these biofertilizers, *Rhizobium* inoculants specific for different leguminous crop is the most important in India. The largest contribution of biological nitrogen fixation to agriculture is derived from the symbiosis between legumes and *Rhizobium* species.

Cluster bean (*Cyamopsis tetragonoloba* L.) is an important kharif crop that belongs to leguminaceae family. It has been emerged in North western India through trans-domestication of *Cyamopsis senegalensis* and was separated into three species, viz. *C. tetragonoloba*, *C. senegalensis* and *C. serrata*. Among these three species, *Cyamopsis tetragonoloba* is widely grown. It is a self-pollinated, diploid plant with 14 number of chromosomes ( $2n = 14$ ). Cluster bean is also being widely known as guar, guwar, gavar or guwar bean and is the source of guar gum having a wide range of industrial applications. [3].

## 2. MATERIAL AND METHODS

### 2.1 Experimental Site and Location

The investigation site of the crop research farm is situated 5 kilometres distant on the right bank of the Yamuna River and is located at  $25^{\circ} 58' \text{ N}$  latitude and  $81^{\circ} 52' \text{ E}$  longitude. It has an elevation of 98 metres above mean sea level. Representative of the Agro-Climatic Zone (Upper Gangetic Plain Region) and the Agro-Ecological Subregion (North Alluvial Plain Zone, 0–1% slope).

**Table 1. Symbolic presentation of treatment combination**

Treatment	Treatment Combination	Symbol
T1	Absolute Control	R0 R <sub>0</sub>
T2	@ 0% NPK + @ 50% <i>Rhizobium</i>	R0 R <sub>1</sub>
T3	@ 0% NPK + @ 100% <i>Rhizobium</i>	R0 R <sub>2</sub>
T4	@ 50% NPK + @ 0% <i>Rhizobium</i>	R1 R <sub>0</sub>
T5	@ 50% NPK + @ 50% <i>Rhizobium</i>	R1 R <sub>1</sub>
T6	@ 50% NPK + @ 100% <i>Rhizobium</i>	R1 R <sub>2</sub>
T7	@ 100% NPK + @ 0% <i>Rhizobium</i>	R2 R <sub>0</sub>
T8	@ 100% NPK + @ 50% <i>Rhizobium</i>	R2 R <sub>1</sub>
T9	@ 100% NPK + @ 100% <i>Rhizobium</i>	R2 R <sub>2</sub>

Note: RDF:- 20:40:40 NPK, *Rhizobium*:- 3.0 kg ha<sup>-1</sup>

## 2.2 Climate Condition

The area of Prayagraj district comes under subtropical belt in the South east of Uttar Pradesh, which experience extremely hot summer and fairly cold winter. The maximum temperature of the location reaches up to 46°C – 48°C and seldom falls as low as 4°C – 5°C. The relative humidity ranged between 20 to 94 percent. The average rainfall in this area is around 1100 mm annually.

## 2.3 Experimental Details

The current study was set up using a randomised block design (RBD), which consists of nine treatment combinations that are replicated three times with different treatment allocations in each replication. This creates twenty-seven plots at the research site. In this study, organic manure such as Vermicompost and FYM was applied in three different doses along with inorganic fertilisers such as Nitrogen, Phosphorous and Potassium as RDF. The cluster bean crop was manually sown on August 2<sup>nd</sup>, 2023, as appropriate. At a pace of 15 kg per hectare, with a row-to-row distance of 30 cm and a plant-to-plant distance of 15 cm, the seed variety Harit Shobha was planted.

## 2.4 Fertilizer Application

The recommended doses of NPK 20:40:40 (100%) were applied to the spinach: N (44 kg ha<sup>-1</sup>), P<sub>2</sub>O<sub>5</sub> (250 kg ha<sup>-1</sup>), and K<sub>2</sub>O (67 kg ha<sup>-1</sup>). The 100 percent application of N, P, and K was used as the basal dose at the time of sowing. In addition to these applications vermicompost 4 t ha<sup>-1</sup> and FYM was used as a basal dose at 10 t ha<sup>-1</sup> for the treatment. “The sources of NPK fertilisers were nitrogen through urea (46% N<sub>2</sub>O). Phosphorus through single superphosphate

(16% P<sub>2</sub>O<sub>5</sub>) and potassium through muriate of potassium (60% K<sub>2</sub>O) were applied earlier to sowing in regards to treatments just before the seed sowing. Nitrogen and urea (46% N) were applied in two different doses”. [4]

## 2.5 Soil Analysis

For laboratory examination, the soils from each plot were taken apart, air dried, powdered, and put through a 2-mm-size sieve. Soil samples were analysed for Bulk density, Particle density, Percentage pore space and Water holding capacity (WHC) using a 100-ml measuring cylinder (Muthuvel *et al.*, 1992) [5], pH [6], EC (Wilcox, 1950) [7], Percentage OC (Walkley and Black, 1934) [8], Available Nitrogen (Subbiah and Asijja, 1956) [9], Available Phosphorus (Olsen *et al.*, 1954) [10] and Available Potassium (Toth and Prince, 1949) [11] before sowing the experimental crop and after harvest of the crop.

## 2.6 Statistical Analysis

The statistical analysis of the data was carried out using STATISTICA software [12].

## 3. RESULTS AND DISCUSSION

### 3.1 Effect of Nutrient Management on Physical Properties of Soil after Harvest of Cluster Bean

The data showed that the treatment T<sub>1</sub> (Absolute control) non-significantly influenced the Bulk density of soil (1.42 and 1.45 Mg m<sup>-3</sup>), Particle density of soil (2.64 and 2.66 Mg m<sup>-3</sup>) at 0-15 cm and 15-30 cm depth and significantly influenced Percentage pore space (45.17 and 43.17%), Water holding capacity (42.32 and 39.70%) of soil were found optimum in treatment T<sub>9</sub> (@ 100% NPK + @ 100% *Rhizobium*) over

T1 (Absolute control) treatment at 0-15 cm and 15-30 cm depth, respectively (Table 2 and Fig. 1). This corroborates with the findings of [1,12-18].

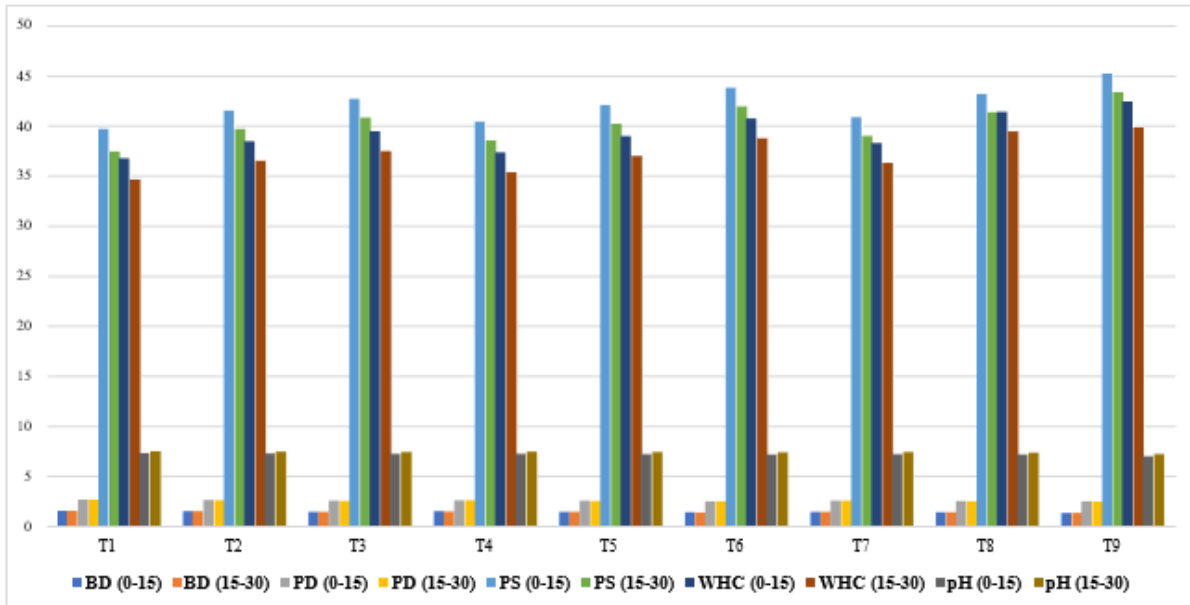


Fig. 1. Effect of different levels of NPK and rhizobium on bulk density particle density, pore space and water holding capacity and pH.

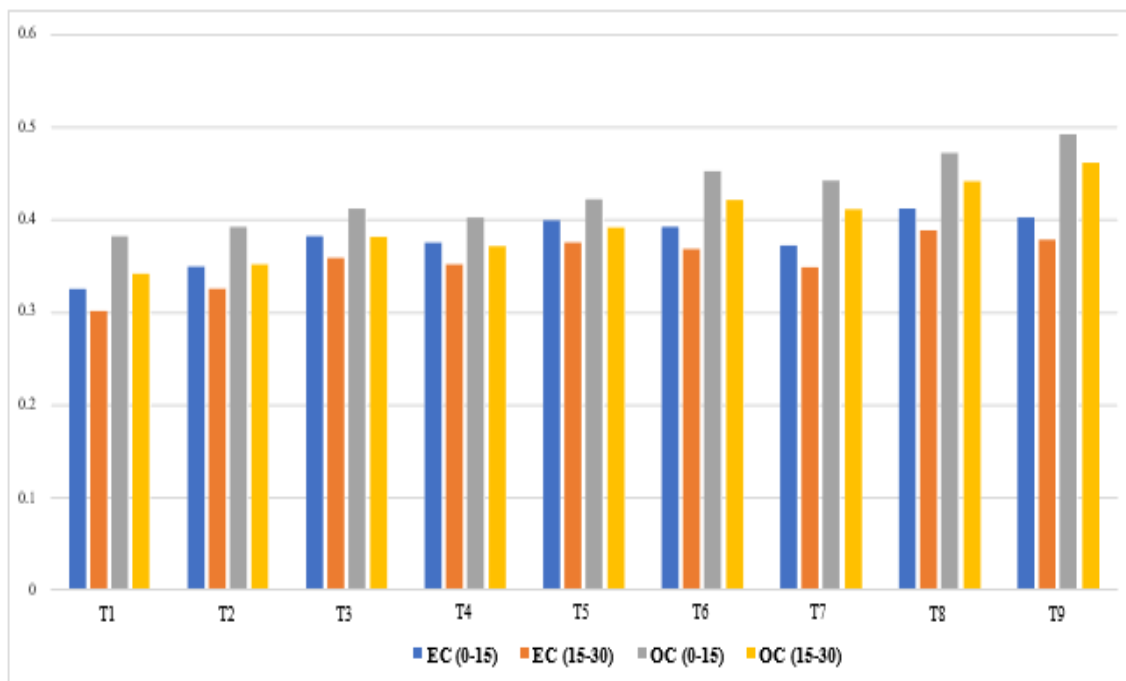


Fig. 2. Effect of different levels of NPK and rhizobium on electrical conductivity and organic carbon

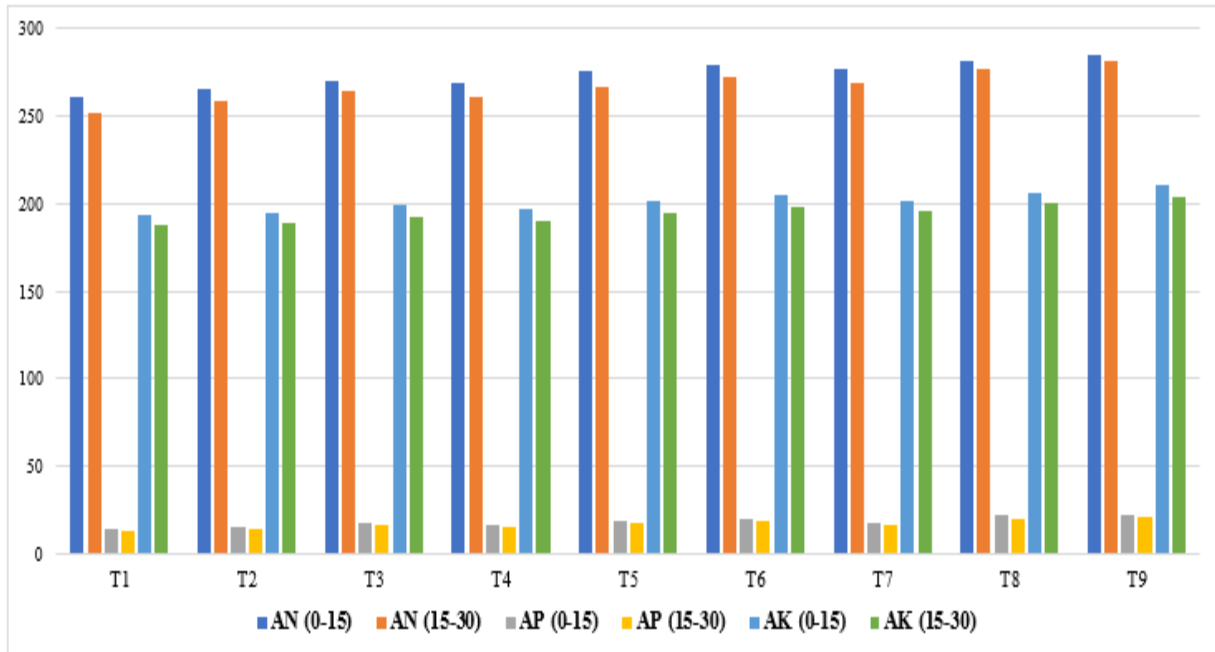
**Table 2. Effect of different levels of npk and rhizobium on bulk density particle density, pore space, water holding capacity and pH.**

Treatments		Bulk Density (Mg m <sup>-3</sup> )		Particle Density (Mg m <sup>-3</sup> )		Pore space (%)		Water holding capacity (%)		pH	
T1	Absolute Control	1.42	1.45	2.64	2.66	39.65	37.26	36.68	34.51	7.140	7.370
T2	@ 0% NPK + @ 50% <i>Rhizobium</i>	1.38	1.41	2.59	2.61	41.48	39.48	38.35	36.38	7.107	7.337
T3	@ 0% NPK + @ 100% <i>Rhizobium</i>	1.32	1.35	2.52	2.54	42.65	40.65	39.37	37.37	7.080	7.310
T4	@ 50% NPK + @ 0% <i>Rhizobium</i>	1.37	1.40	2.57	2.59	40.36	38.36	37.26	35.26	7.093	7.323
T5	@ 50% NPK + @ 50% <i>Rhizobium</i>	1.31	1.34	2.52	2.54	42.02	40.02	38.87	36.87	7.067	7.297
T6	@ 50% NPK + @ 100% <i>Rhizobium</i>	1.27	1.30	2.47	2.49	43.75	41.75	40.64	38.64	7.033	7.263
T7	@ 100% NPK + @ 0% <i>Rhizobium</i>	1.33	1.36	2.54	2.56	40.82	38.82	38.19	36.19	7.053	7.283
T8	@ 100% NPK + @ 50% <i>Rhizobium</i>	1.28	1.32	2.48	2.50	43.14	41.14	41.31	39.31	7.013	7.243
T9	@ 100% NPK + @ 100% <i>Rhizobium</i>	1.23	1.26	2.45	2.47	45.17	43.17	42.32	39.70	6.860	7.090
<b>F- test</b>		NS	NS	NS	NS	S	S	S	S	NS	NS
<b>S.Em. (+)</b>		-	-	-	-	1.8304	1.7869	1.351	1.3333	-	-
<b>C.D (P=0.05)</b>		-	-	-	-	5.4875	5.3570	4.052	3.9973	-	-

**Table 3. Effect of different levels of NPK and rhizobium on electrical conductivity, organic carbon, available nitrogen, available phosphorus and available potassium**

Treatments		Electrical conductivity (dS m <sup>-3</sup> )		Organic carbon (%)		Available Nitrogen (kg ha <sup>-1</sup> )		Available Phosphorus (kg ha <sup>-1</sup> )		Available Potassium (kg ha <sup>-1</sup> )	
T1	Absolute Control	0.323	0.300	0.38	0.34	261.39	252.30	14.60	13.25	193.99	187.45
T2	@ 0% NPK + @ 50% <i>Rhizobium</i>	0.347	0.324	0.39	0.35	265.67	258.72	15.67	14.32	195.16	188.62
T3	@ 0% NPK + @ 100% <i>Rhizobium</i>	0.380	0.357	0.41	0.38	270.54	264.62	17.60	16.25	199.49	192.95
T4	@ 50% NPK + @ 0% <i>Rhizobium</i>	0.373	0.350	0.40	0.37	268.34	260.50	16.48	15.13	197.18	190.64
T5	@ 50% NPK + @ 50% <i>Rhizobium</i>	0.397	0.374	0.42	0.39	275.37	266.26	18.57	17.22	201.38	194.84
T6	@ 50% NPK + @ 100% <i>Rhizobium</i>	0.390	0.367	0.45	0.42	279.43	272.53	20.48	19.13	204.40	197.86
T7	@ 100% NPK + @ 0% <i>Rhizobium</i>	0.370	0.347	0.44	0.41	277.34	268.35	18.07	16.72	202.03	195.49
T8	@ 100% NPK + @ 50% <i>Rhizobium</i>	0.410	0.387	0.47	0.44	281.49	276.50	21.69	20.34	206.50	199.96
T9	@ 100% NPK + @ 100% <i>Rhizobium</i>	0.400	0.377	0.49	0.46	284.41	281.48	22.54	21.29	210.52	203.98
<b>F- test</b>		S	S	S	S	S	S	S	S	S	S
<b>S.Em. (+)</b>		0.012	0.012	0.01	0.008	6.09	3.87	1.18	1.07	1.15	1.01

Treatments	Electrical conductivity (dS m <sup>-3</sup> )		Organic carbon (%)		Available Nitrogen (kg ha <sup>-1</sup> )		Available Phosphorus (kg ha <sup>-1</sup> )		Available Potassium (kg ha <sup>-1</sup> )	
	C.D (P=0.05)	0.037	0.036	0.03	0.026	18.27	11.61	3.55	3.21	3.46



**Fig. 3. Effect of different levels of NPK and rhizobium on available nitrogen, available phosphorus and available potassium**

### 3.2 Effect of Nutrient Management on Chemical Properties of Soil after Harvest of Cluster Bean

The data showed that the treatment T<sub>1</sub> (Absolute control) non-significantly influenced the soil pH is maximum (7.140 and 7.370) at 0-15 cm and 15-30 cm depth, respectively (Table 2 and fig.1). There was significantly influenced maximum build-up of Electrical Conductivity (0.323 and 0.300 dS m<sup>-1</sup>), Percentage Organic Carbon (0.49% and 0.46%), Available N (284.41 and 281.48 kg ha<sup>-1</sup>), Available P (22.54 kg ha<sup>-1</sup> and 21.9 kg ha<sup>-1</sup>) and Available K (210.52 and 203.98 kg ha<sup>-1</sup>) were observed under the treatment T<sub>9</sub> (@ 100% NPK + @ 100% *Rhizobium*) content in soil, however minimum values were detected in the treatments T<sub>1</sub> (absolute control) at 0-15 cm depth and at 15-30 cm depth, respectively (Table 3 and fig.2, 3). This corroborates with the findings of [1,12-18].

### 4. CONCLUSION

Conclusion Based on the results, the application of organic manure and inorganic fertilizer was found to improve the soil's health in references to cluster bean. Application of T<sub>9</sub> (@ 100% NPK + @ 100% *Rhizobium*) was found optimal for improving Soil Properties like Pore space, Water

holding capacity, Electrical conductivity, Organic Carbon and Available Nitrogen, Phosphorus, Potassium.

### ACKNOWLEDGEMENTS

Authors are highly acknowledged to the Department of Soil science and agricultural chemistry, Sam Higginbottom university of agriculture, technology and sciences, Prayagraj, U.P. due to available the facilities of soil science farm and the laboratory to conduct the research work.

### COMPETING INTERESTS

Authors have declared that no competing interests exist.

### REFERENCES

1. Bhadu A, David AA, Thomas T, Kumar A, Rohitash. Effect of inorganic fertilizers, FYM and nano urea on soil health, growth and yield of cluster bean (*Cyamopsis tetragonoloba* L.) cv. HGS 563, International Journal of Plant & Soil Science. 2023;35(16):404-410. ISSN: 2320-7035.
2. Hedge DM, Babu SN. Role of balanced

- fertilization in improving crop yield and quality. Fertilizers News. 2004;4(9):03-31.
3. Hedge DM, Babu SN. Role of balanced fertilization in improving crop yield and quality. Fertilizers News. 2004;4(9):03-31.
  4. Singh AK, Thomas T, David AA. Impact of zinc and boron on physico-chemical properties of soil under green gram crop in an inceptisol of Prayagraj, Uttar Pradesh, India. International Journal of Plant & Soil Science. 2023;35(2):27-35.
  5. Muthuval PS, Udaysoorian C, Natesan R, Ramaswami PP. Introduction to Soil analysis, Tamil Nadu Agricultural University, Coimbatore. 1992;641002.
  6. Jackson ML. Soil chemical analysis, Second edition Indian Reprint, prentice hall of India, New Delhi. 1958;498.
  7. Wilcox. Electrical conductivity. Am water work Assoc. J. 1950;42:775 -776.
  8. Walkley A, Black IA. Critical examination of rapid method for determining organic carbon in soils, effect of variance in digestion conditions and of inorganic soil constituents. Soi Sci. 1947;632-251.
  9. Subbiah BV, Asija LA. Rapid procedure for estimation of available nitrogen in soils. Current Science. 1956;25:259.
  10. Olsen SR, Cole CV, Watanhe FS, Dean LA. Estimation of available Phosphorus in soils by extraction with sodium bicarbonate. U. S. Deptt. Agr. Circ. 1954;939.
  11. Toth SJ, Prince AL. Estimation of cation exchange capacity and exchangeable Ca, K and Na content of soil by flame photometer technique. Soil Sci. 1949; 6(7):439- 445.
  12. Fisher RA. The underworld of probability, The Indian journal of statistics. 1960;18(3/4): 201- 210.
  13. Kumar J. Physio-chemical properties of the soil, under the two-forest plantation stands around Varanasi (U.P.), India. 2008;8(1):249-254.
  14. Rolaniya MK, Thomas T, Singh AK. Response of different levels of NPK and FYM on growth and yield of cluster bean (*Cyamopsis tetragonoloba* L.) var. Neelam-61, International Journal of Environment and Climate Change. 2023; 13(8):487-491. ISSN: 2581-8627.
  15. Sharma Y, Hasan A, Thomas T, David AA, Kumar T. Effect of organic and inorganic fertilizers on physico-chemical properties of soil and cluster bean, asian jr. of microbiol. Biotech. Env. Sc. 2022;24 (3):515-518.
  16. Takase M, Sam-Amoah, Owusu LK, Sekyere JD. the effects of four sources of irrigation water on soil chemical and physical properties. Asian Journal of Plant Sciences. 2011;10(1):92-96.
  17. Munsell AH. A Colour Notation. Baltimore, MD: Munsell Colour Company. ed. 1971; 1(2):65.
  18. Brady NC, Weli RR. The nature and properties of soil (15<sup>th</sup> ed.); 2016.

© Copyright (2024): Author(s). The licensee is the journal publisher. This is an Open Access article distributed under the terms of the Creative Commons Attribution License (<http://creativecommons.org/licenses/by/4.0>), which permits unrestricted use, distribution, and reproduction in any medium, provided the original work is properly cited.

Peer-review history:

The peer review history for this paper can be accessed here:

<https://www.sdiarticle5.com/review-history/117274>