



# **Population Dynamics of Gram Pod Borer (*Helicoverpa armigera* Hubner, 1805) and its Larval Parasitoid (*Campoletis chlorideae* Uchida, 1957) on Chickpea**

**Neha Tomar <sup>a\*</sup>, R. S. Marabi <sup>a</sup> and S. Patel <sup>a</sup>**

<sup>a</sup> Department of Entomology, Jawaharlal Nehru Krishi Vishwa Vidyalaya, Jabalpur (MP), India.

## **Authors' contributions**

This work was carried out in collaboration among all authors. All authors read and approved the final manuscript.

## **Article Information**

DOI: 10.9734/IJECC/2023/v13i123729

## **Open Peer Review History:**

This journal follows the Advanced Open Peer Review policy. Identity of the Reviewers, Editor(s) and additional Reviewers, peer review comments, different versions of the manuscript, comments of the editors, etc are available here: <https://www.sdiarticle5.com/review-history/110002>

**Original Research Article**

**Received: 16/10/2023**

**Accepted: 21/12/2023**

**Published: 22/12/2023**

## **ABSTRACT**

The present investigation was carried out to study the population dynamics of gram pod borer (*Helicoverpa armigera* Hubner, 1805) and its larval parasitoid (*Campoletis chlorideae*, Uchida, 1957) on chickpea during the Rabi season 2020-21 at College of Agriculture, JNKVV, Tikamgarh (M.P.). The egg and larval population of gram pod borer (*Helicoverpa armigera*) were first observed on vegetative stages at 49<sup>th</sup> SW (i.e. 3<sup>rd</sup> to 9<sup>th</sup> December) and 50<sup>th</sup> SW (i.e. 10<sup>th</sup> to 16<sup>th</sup> December), respectively and were available till the maturity of crop with two peaks i.e. first and second peak at 3<sup>rd</sup> SW and at 9<sup>th</sup> SW, respectively. The result of correlation studies revealed that both number of eggs and larval populations were found significant positive correlation with maximum temperature and evaporation. While, both of these egg numbers and larval populations were found to be significant negative correlation with morning RH. The larval parasitoid population (*C. chlorideae*)

\*Corresponding author: E-mail: [nehatomar5557@gmail.com](mailto:nehatomar5557@gmail.com);

first appeared at vegetative stage of the crop at 51<sup>st</sup> SW (i.e. 17<sup>th</sup> to 23<sup>rd</sup> December) (0.20 parasitoid/*mrl*) with two peak points first at 3<sup>rd</sup> SW and second at 6<sup>th</sup> SW. The result of correlation studies revealed that the larval parasitoid population found significant positive correlation with morning RH, whereas it was exhibited significant negative correlation with maximum and minimum temperature and evaporation, respectively.

**Keywords:** *Helicoverpa armigera*; *campoletis chloridaeae*; population dynamics; chickpea.

## 1. INTRODUCTION

Chickpea (*Cicer arietinum* L.) is a most popular legume crop of Fabaceae family which is grown across the world. It is also known as gram, Bengal gram, Chana, Garbanzo bean, Egyptian pea etc. in various region of the world. It is one of the most important pulse crop of India hence it is considered as 'King of pulses' and also 'the poor man's meat' [1]. Chickpea contain highest nutritional composition among any dry edible legume having 23% protein, 47% starch, 56% fat, 6% crude fiber, 6% soluble sugar, 3% ash and oil contains many medicinal and nutritionally important tocopherols, sterols and tocotrienols which are helpful for lowering blood cholesterol [2,3].

India is the largest producer of chickpea in the world with contributing 71 and 70 percent global area production, respectively, and ranks first in area and production of chickpea. Though, it is stay behind from several countries in terms of productivity because of poor adoption of plant protection measures by the chickpea growers [4]. In India, the cultivation of chickpea was occupied during 2020-21 in 10 million ha area with production and productivity of 11.91 million tones and 1192 kg/ha, respectively [5]. The foremost chickpea producing states in India are Madhya Pradesh (26.99%), Maharashtra (20.12%), Rajasthan (19.02%), Gujarat (10.74%) and Uttar Pradesh (6.38%) which are solely contributed about 50% of the Indian pulse production. In Madhya Pradesh, chickpea was cultivated in 2.16 million ha area with the production and productivity of 3.21 million tones and 1488 kg/ha, respectively during 2020-21 [5].

The productivity of chickpea crop has not witnessed any significant jump as compared to the cereal crops, because of several biotic and abiotic constraints. Among the biotic constraints the infestation of insect pests is one of the major limiting factors of chickpea production [6]. Chickpea is infested by nearly 60 different types insect pests among which gram pod borer (*Helicoverpa armigera*), cutworm (*Agrotis ipsilon*

Hufnagel, 1766), termite (*Odontotermes obesus* Rambur, 1842) and black bean aphid (*Aphis fabae* Scopoli, 1763) are the major pests (Acharjee and Sharma, 2013 and Chandrashekar et al.,[7]. Of them, *H. armigera* is one of the most devastating pests causing severe yield loss and infesting several crops such as cereals, pulses, cotton, vegetables and fruit crops as well as wild hosts. *H. armigera* is distributed throughout India and account for 50 to 60% losses in grain yield Balikai et al., [8]. The build-up of larval population of *H. armigera* is dynamically influenced by different weather factors. Moreover, their populations are also significantly regulated by their natural enemies particularly larval parasitoid (*Campoletis chloridaeae*). Hence, keeping the above facts in mind the present study was planned to know the effect of biotic and abiotic factors of gram pod borer in chickpea to find out suitable and feasible tactics by understanding its biology and build up of this pest.

## 2. MATERIALS AND METHODS

A field experiment was conducted to study the population dynamics of gram pod borer (*Helicoverpa armigera* Hubner, 1805) and its parasitoid (*Campoletis chloridaeae* Uchida, 1957) on chickpea during the Rabi season 2020-21 at Experimental Field of College of Agriculture, JNKVV, Tikamgarh (M.P.), India. The crop variety JG-12 was shown with 30cm x 10cm spacing in total 270 square meter area. All the recommended agronomical practices were followed and the crop was kept free from insecticidal spray.

Observations on the number of eggs and the larval population of *H. armigera* were recorded weekly from one meter row length (*mrl*) at randomly selected ten different sites of the experimental field. Similarly, larval parasitoid (*Campoletis chloridaeae*) of *H. armigera* was also recorded from one per *mrl* at randomly selected ten different sites in the field. All these observations was started from the first appearance of the insects and continued till their availability or maturity of the crop. The obtained

data was statistically analyzed through simple correlation coefficient and regression equation among the gram pod borer and its parasitoid with weather parameters by using the formula as described by Snedecor and Cochran [9].

### 3. RESULTS AND DISCUSSION

#### 3.1 Egg Population of *H. armigera*

The data presented in Table 1 and Fig. 1 revealed that the egg population of gram pod borer was ranged between 0.30-4.80 eggs/mrl during *Rabi* season. The incidence of the number of eggs (0.30 eggs/mrl) was first appeared on vegetative stage of chickpea crop at 49<sup>th</sup> SW (i.e. 3<sup>rd</sup> to 9<sup>th</sup> December). The number of eggs increased in the following weeks and reached its first peak (2.50 eggs/mrl) at 3<sup>rd</sup> SW (i.e. 15<sup>th</sup> to 21<sup>st</sup> January). After that, eggs number slightly declined (1.30 eggs/mrl) at 4<sup>th</sup> SW (i.e. 22<sup>nd</sup> to 28<sup>th</sup> January) and (1.10 egg/mrl) at 5<sup>th</sup> SW (i.e. 29<sup>th</sup> January to 4<sup>th</sup> February). Then the number of eggs slightly increased again and reached its second peak (4.80 eggs/mrl) at 9<sup>th</sup> SW (i.e. 26<sup>th</sup> February to 4<sup>th</sup> March). Later on, the number of eggs gradually declined as the crop reached the maturity stage. The present findings are corroborated with the findings of Dindor *et al.* [10] as they reported that the egg population of

gram pod borer first appeared from 49<sup>th</sup> SW. The two peaks incidence were observed in the finding of Tekam *et al.* [11] indicating a close conformity to present findings.

#### 3.2 Correlation between the Number of Eggs of the Gram Pod Borer and Weather Factors

Correlation studies revealed that the number of eggs showed significantly positive correlation with maximum temperature and evaporation ( $r = 0.56$  and  $r = 0.56$ , respectively) (Table 2). The regression equations being as  $\bar{Y} = -2.61 + 0.17x$  ( $R^2 = 0.32$ ) and  $\bar{Y} = -0.26 + 0.59x$  ( $R^2 = 0.31$ ). From these equations it may be expressed that with every unit increase in maximum temperature and evaporation there was an increase of 0.17 and 0.59 eggs number/mrl (Fig. 2 and 3, respectively). While, minimum temperature and sunshine exhibited positive correlation ( $r = 0.21$  and  $r = 0.45$ , respectively) with the influence on the number of eggs but statistically found to be non-significant. Further, morning RH exhibited significantly negative correlation ( $r = -0.53$ ) with egg population. The regression equations being as  $\bar{Y} = 12.65 - 0.12x$  ( $R^2 = 0.28$ ). From this equation it may be expressed that with every unit increase in morning RH there was a decrease of 0.12 egg number/mrl (Fig. 4).

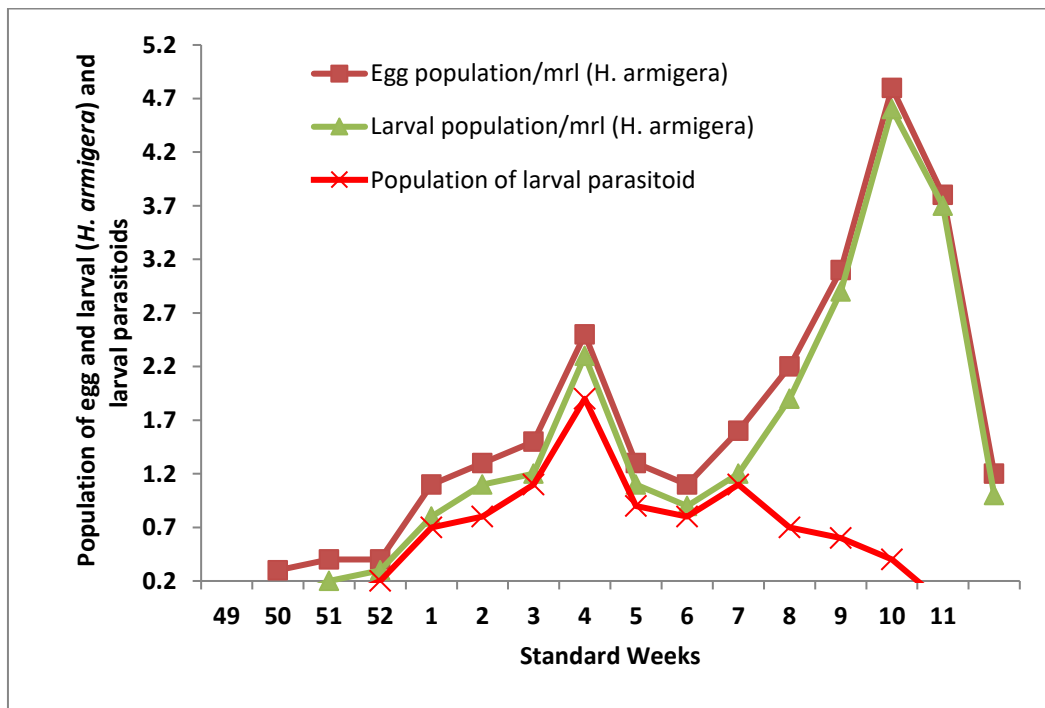
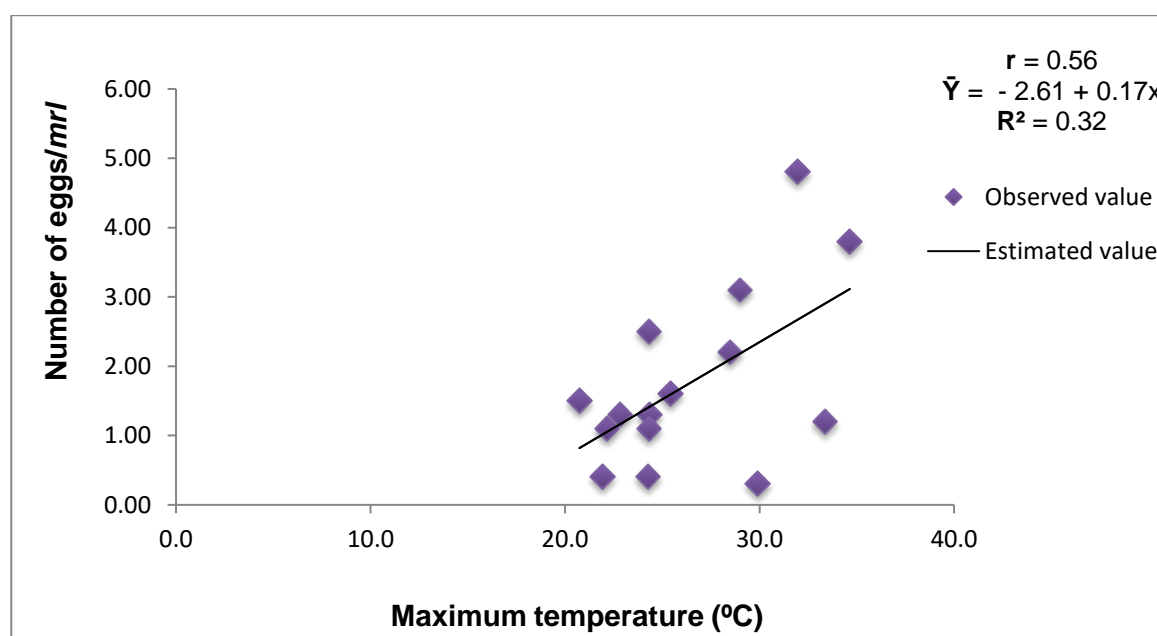


Fig. 1. Occurrence of egg and larval population of *H. armigera*, and larval parasitoid population of *C. chloridae* in chickpea during *Rabi* 2020-21

**Table 1. Population dynamics of egg and larval population of *Helicoverpa armigera* and their larval parasitoid on chickpea crop during Rabi 2020-2021**

Standard weeks	Number of eggs/ml ( <i>H. armigera</i> )	Larval population/ml ( <i>H. armigera</i> )	Population of larval parasitoid ( <i>C. chloridae</i> /ml)
49	0.30 #	0.00#	0.00#
50	0.40	0.20	0.00
51	0.40	0.30	0.20
52	1.10	0.80	0.70
1	1.30	1.10	0.80
2	1.50	1.20	1.10
3	2.50	2.30	1.90
4	1.30	1.10	0.90
5	1.10	0.90	0.80
6	1.60	1.20	1.10
7	2.20	1.90	0.70
8	3.10	2.90	0.60
9	4.80	4.60	0.40
10	3.80	3.70	0.00
11	1.20	1.00	0.00

# Mean of ten observations



**Fig. 2. Regression of maximum temperature (°C) on number of eggs of gram pod borer in chickpea**

Our result fully agreed with findings of Shah and Shahzad [12] as reported that maximum temperature exhibited significantly positive correlation, morning RH showed significantly negative correlation and evening RH exhibited negatively non-significant correlation with eggs number. Jagdish and Agnihotri [13] reported that maximum temperature exhibited significantly positive correlation, minimum temperature had

exhibited positively correlated with eggs number but statistically found to be non-significant, evening RH exhibited negatively non-significant correlation, rainfall exhibited negatively non-significant correlation and sunshine had exhibited non-significant positive correlation with egg population. Tekam *et al.* [11] also reported that maximum temperature and evaporation had exhibited significantly positive while, minimum

temperature exhibited positive correlation with eggs number but statistically found to be non-significant. Further, evening RH and rainfall exhibited negatively non-significant correlation while, sunshine had exhibited positive non-significant correlation with the number of eggs.

### 3.3 Larval Population of *H. armigera*

The population of gram pod borer larvae were ranged between 0.00 - 4.60 larvae/mrl during Rabi season presented in Table 1 and Fig. 1. The incidence of larval population with 0.20 larvae/mrl first appeared on vegetative stage of

chickpea crop at 50<sup>th</sup> SW (i.e. 10<sup>th</sup> to 16<sup>th</sup> December). The population of larvae slightly increased upto next four weeks and reached its first peak (2.30 larvae/mrl) at 3<sup>rd</sup> SW (i.e. 15<sup>th</sup> to 21<sup>st</sup> January). After that, the larval population slightly declined with 1.10 and 0.90 larvae/mrl during 4<sup>th</sup> SW (i.e. 22<sup>nd</sup> to 28<sup>th</sup> January) and 5<sup>th</sup> SW (i.e. 29<sup>th</sup> January to 4<sup>th</sup> February), respectively. Later on larval population slightly increased and resumed its second peak (4.60 larvae/mrl) at 9<sup>th</sup> SW (i.e. 26<sup>th</sup> February to 4<sup>th</sup> March). Then larval population slightly declined with the maturity of crop.

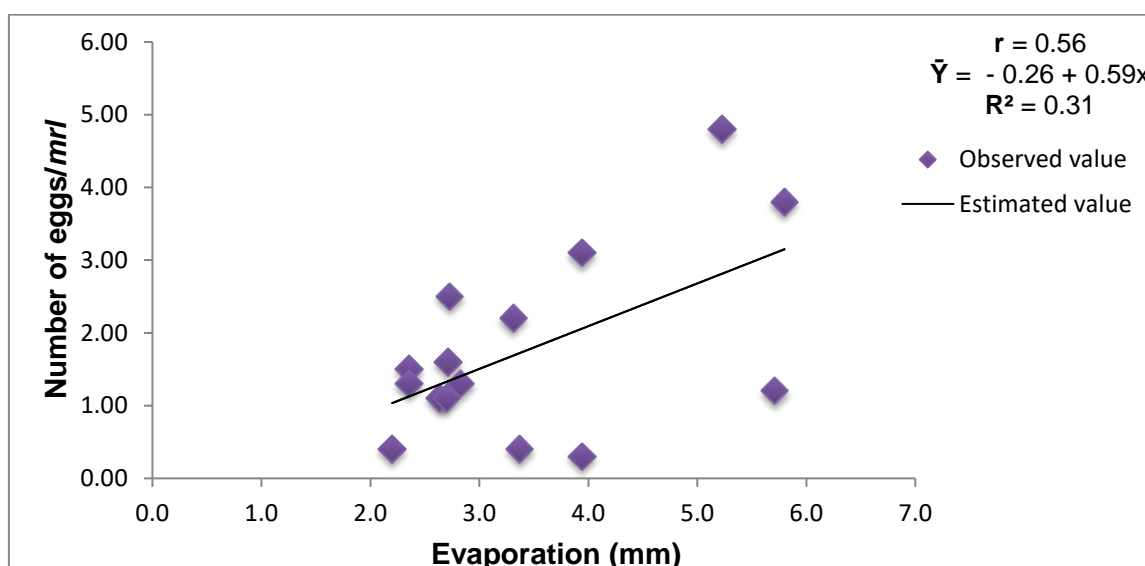


Fig. 3. Regression of evaporation (mm) on number of eggs of gram pod borer in chickpea

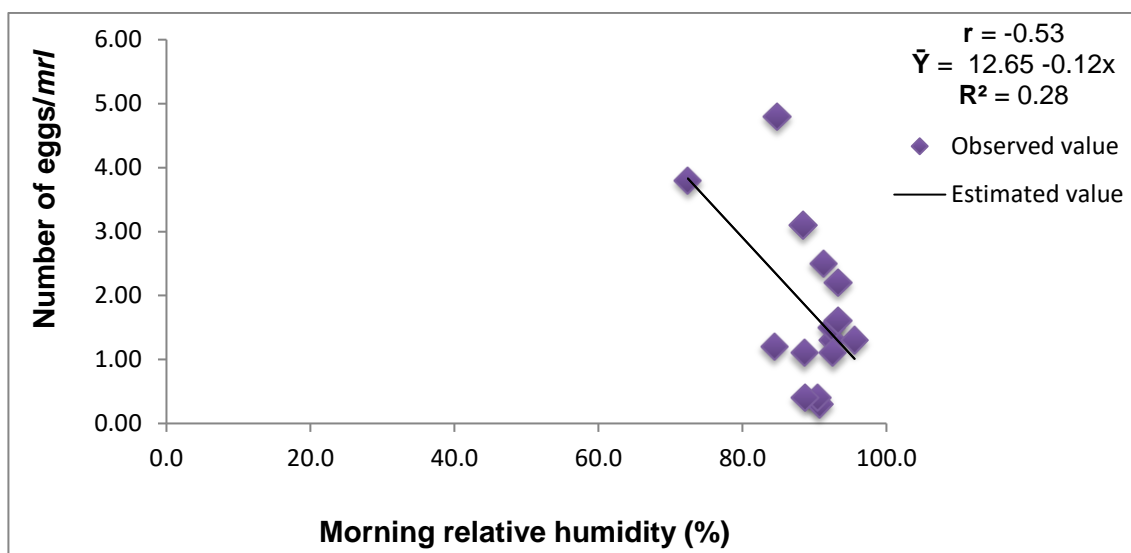


Fig. 4. Regression of morning relative humidity (%) on number of eggs of gram pod borer in chickpea

**Table 2. Correlation (r) and regression coefficient (byx) of egg and larval population of *H. armigera* and their larval parasitoid on chickpea with weather parameters**

Weather parameter	Eggs population ( <i>H. armigera</i> )		Larval population ( <i>H. armigera</i> )		Larval parasitoids ( <i>C. chloridae</i> )	
	r	byx	r	byx	r	Byx
Maximum temperature (°C)	0.56*	0.17	0.57*	0.17	-0.53*	-0.06
Minimum temperature (°C)	0.21 <sup>NS</sup>	-	0.21 <sup>NS</sup>	-	-0.56*	-0.09
Morning RH (%)	-0.53*	-0.12	-0.55*	-0.13	0.53*	0.05
Evening RH (%)	-0.51 <sup>NS</sup>	-	-0.51 <sup>NS</sup>	-	0.31 <sup>NS</sup>	-
Sunshine (hrs)	0.45 <sup>NS</sup>	-	0.45 <sup>NS</sup>	-	-0.05 <sup>NS</sup>	-
Rainfall (mm)	-0.35 <sup>NS</sup>	-	-0.34 <sup>NS</sup>	-	-0.31 <sup>NS</sup>	-
Evaporation (mm)	0.56*	0.59	0.57*	0.61	-0.59*	-0.26

\* = Significant at 5% level, \*\* = Significant at 1% level, NS = Non-significant

The first incidence of larval population of gram pod borer on chickpea was also evident from the reports of Yadav *et al.* [14] and Kaneria *et al.* [15] as they also reported that incidence of larval population of gram pod borer on chickpea was started 2<sup>nd</sup> week of December (50<sup>th</sup> SW). Similarly, Patel *et al.* [16] partially supported and reported that the incidence of gram pod borer was started from the 2<sup>nd</sup> week of November which remained till 4<sup>th</sup> week of February with its peak activity was recorded during 1<sup>st</sup> and 2<sup>nd</sup> week of December. Contrarily, Gautam *et al.* [17] and Kumar *et al.* [18] recorded the incidence of gram pod borer population first time during 46<sup>th</sup> SW while, Sardar *et al.* [19] recorded its incidence first time during 47<sup>th</sup> SW on chickpea crop. Munni *et al.* [20] Kumar and Srivastava [21] also recorded two peaks of larval population of gram pod borer on chickpea.

### 3.4 Correlation between Larval Population of *H. armigera* and Weather Factors

The result of correlation studies in Table 2 revealed that larval population exhibited significantly positive correlation with maximum temperature and evaporation ( $r = 0.57$  and  $r = 0.57$ , respectively). The regression equations being as  $\bar{Y} = -2.93 + 0.17x$  ( $R^2 = 0.32$ ) and  $\bar{Y} = -0.55 + 0.61x$  ( $R^2 = 0.32$ ). From the above equations it may be expressed that with every unit increase in maximum temperature and evaporation there were an increase of 0.17 and 0.61 larval population/*mrl* (Fig. 5 and 6, respectively). Minimum temperature and sunshine was exhibited non-significant positive correlation with influence of larval population. Further, morning RH exhibited significant and negative correlation ( $r = -0.55$ ) with larval

population. The regression equations being as  $\bar{Y} = 13.10 - 0.13x$  ( $R^2 = 0.30$ ). From this equation it may be expressed that with every unit increase in morning RH there was a decrease of 0.13 larval population/*mrl* (Fig.7). While, evening RH and rainfall expressed negative correlation with larval population but statistically it was found to be non-significant.

The present findings are the full agreement with those of Yadav *et al.* [14] Kumar and Srivastava [21] Spoorthi *et al.* [22] Bahadur *et al.* [23] Singh *et al.* [24] Kumar *et al.* [18] and Waseem and Thakur [25] as they reported that maximum temperature exhibited significantly positive and minimum temperature expressed non-significant positive correlation with the influence of larval population of gram pod borer. Similarly, Meena and Bhatia [26] Sagar *et al.* [27] Bala [28] and Sharma *et al.* [29] also reported that maximum temperature exhibited significantly positive correlation with the influence of larval population of gram pod borer. Further, Meena and Bhatia [26] Bahadur *et al.* [23] and Waseem and Thakur [25] also reported that morning RH had exhibited significant negative correlation with larval population of gram pod borer.

### 3.5 Population of Larval Parasitoid (*Camponotus chloridae*)

The data presented in Table 1 and Fig. 1 revealed that the population of larval parasitoid (*C. chloridae*) was ranged between 0.00-1.90 parasitoid/*mrl* during *Rabi* season. The incidence of parasitoid population first started to appear on vegetative stage of chickpea crop at 51<sup>st</sup> SW (i.e. 17<sup>th</sup> to 23<sup>rd</sup> December) (0.20 parasitoid/*mrl*). The population of parasitoid increased in the following weeks and reached its first peak (1.90

parasitoid/mrl) at 3<sup>rd</sup> SW (i.e. 15<sup>th</sup> to 21<sup>st</sup> January). After that the parasitoid population gradually declined 0.90 parasitoid/mrl and 0.80 parasitoid/mrl at 4<sup>th</sup> SW (i.e. 22<sup>nd</sup> to 28<sup>th</sup> January) and 5<sup>th</sup> SW (i.e. 29<sup>th</sup> January to 4<sup>th</sup> February), respectively and again resumed its second peak (1.1 parasitoid/mrl) during 6<sup>th</sup> SW (i.e. 5<sup>th</sup> to 11<sup>th</sup> February). Later on this trend slightly declined toward the maturity of crop. The present findings are in full conformity with those of Devi *et al.* [30] and Kaur *et al.* [31] as they found the percentage of parasitism ranged from 0.18 to 23.81% and 0.02 to 1.50 cocoons/mrl, respectively. Similarly, Bisane *et al.* [32] also observed that the occurrence of *C. chlorideae* firstly observed at 51<sup>st</sup> SW until 3<sup>rd</sup> SW and caused 8.11 to 11.54% parasitisation in chickpea. Further, Singh *et al.* [24] indicated that larval parasitization by *C. chlorideae* was first observed in 3<sup>rd</sup> week of

December (i.e., 51<sup>st</sup> SW) this result is in close conformity with the present finding.

### 3.6 Correlation between Larval Parasitoid (*C. chlorideae*) and Weather Factors

The result of correlation studies revealed that larval parasitoid population showed significantly positive correlation with morning RH ( $r = 0.53$ ) (Table 2). The regression equations being as  $\hat{Y} = -3.92 + 0.05x$  ( $R^2 = 0.28$ ). From this equation it may be expressed that with every unit increase in morning RH there was an increase of 0.05 parasitoid population/mrl (Fig.8). While, evening RH exhibited positive correlation ( $r = 0.31$  respectively) with the influence of larval parasitoid population but statistically found to be non-significant. Further, maximum temperature, minimum temperature and evaporation

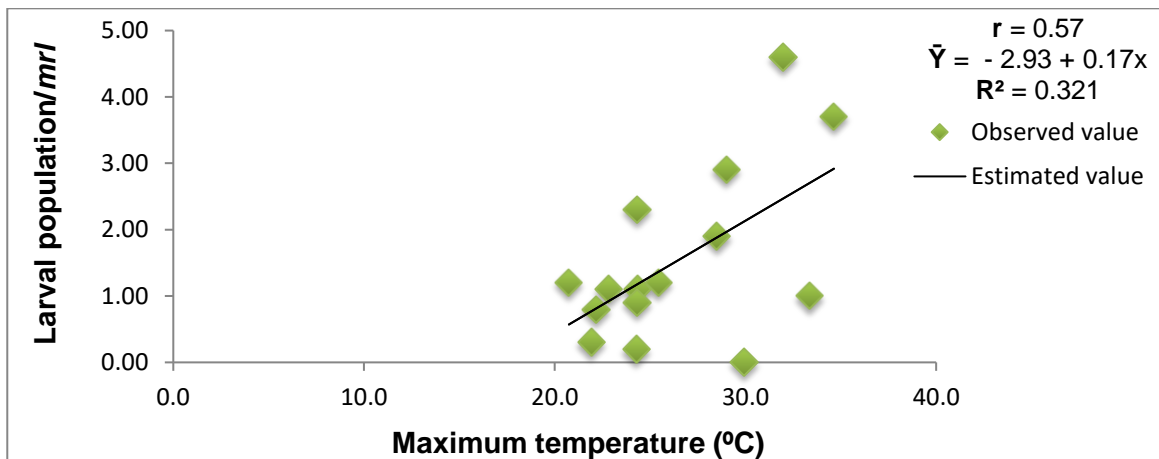


Fig. 5. Regression of maximum temperature (°C) on larval population of gram pod borer infesting chickpea

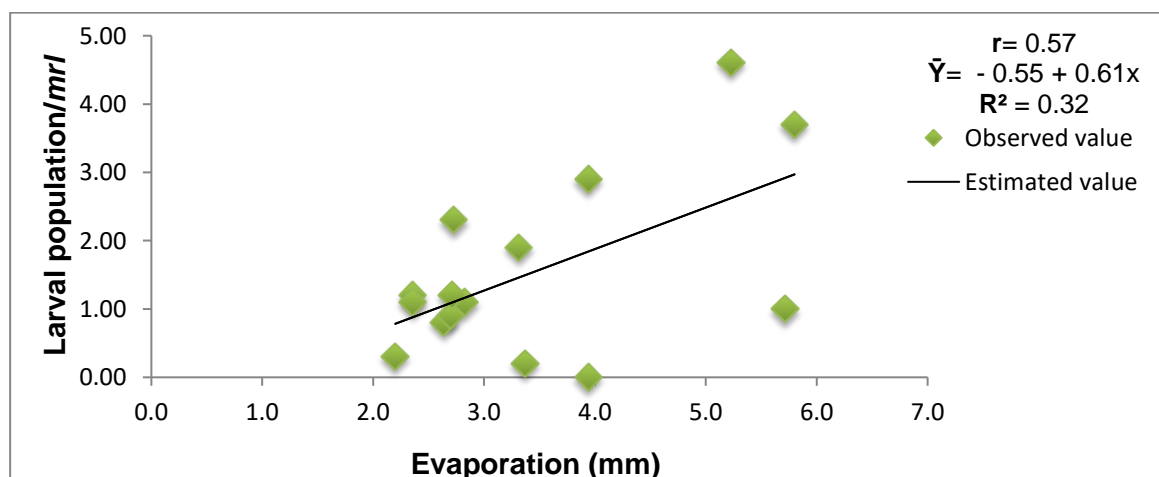


Fig. 6. Regression of evaporation (mm) on larval population of gram pod borer infesting chickpea

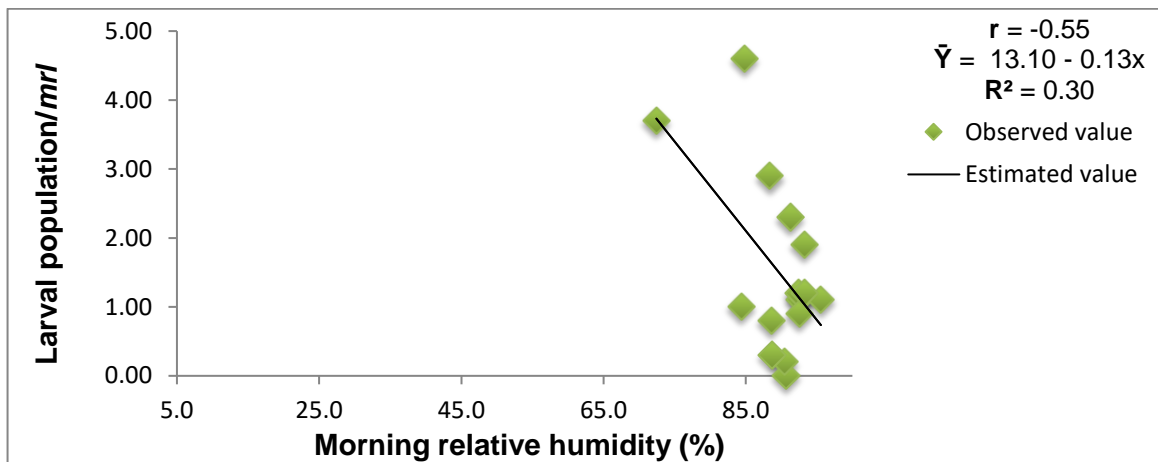


Fig. 7. Regression of morning relative humidity (%) on larval population of gram pod borer infesting chickpea

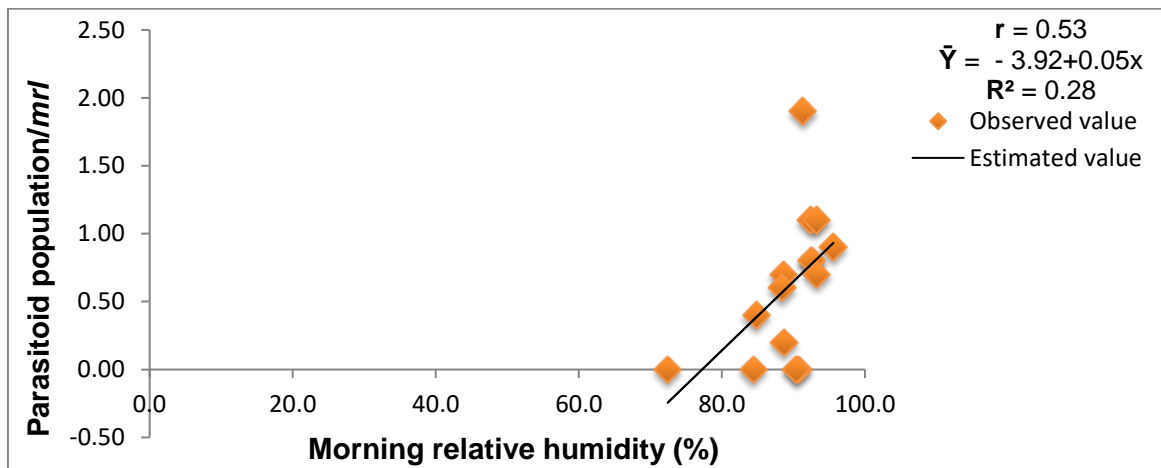


Fig. 8. Regression of morning relative humidity (%) on larval parasitoid population of gram pod borer in chickpea

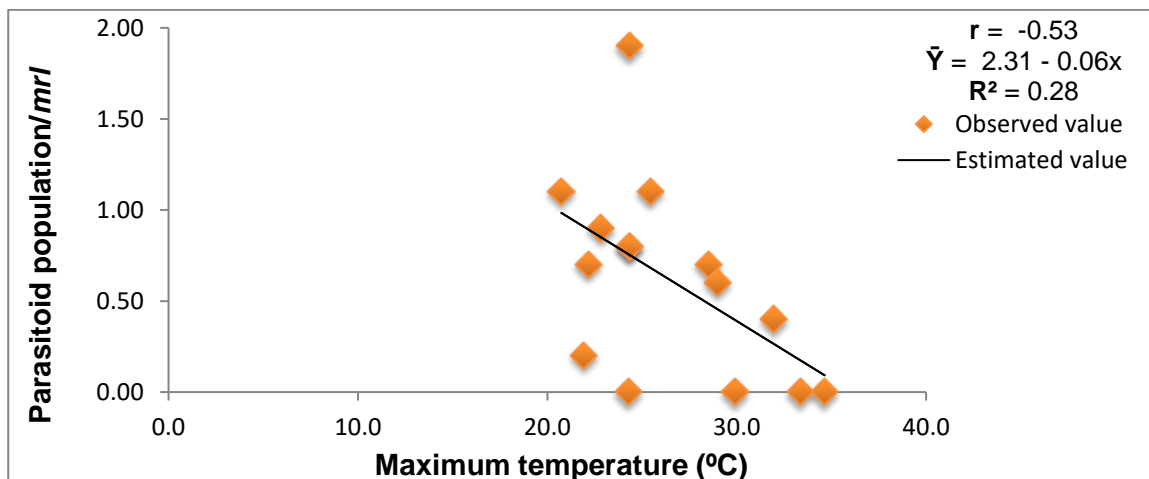


Fig. 9. Regression of maximum temperature (°C) on larval parasitoid population of gram pod borer in chickpea



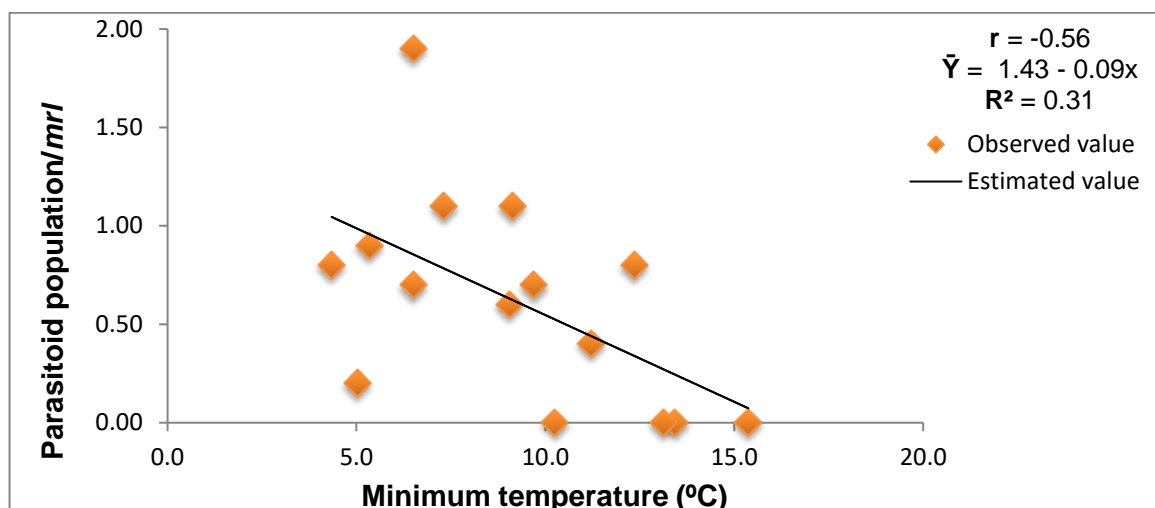


Fig. 10. Regression of minimum temperature (°C) on larval parasitoid population of gram pod borer in chickpea

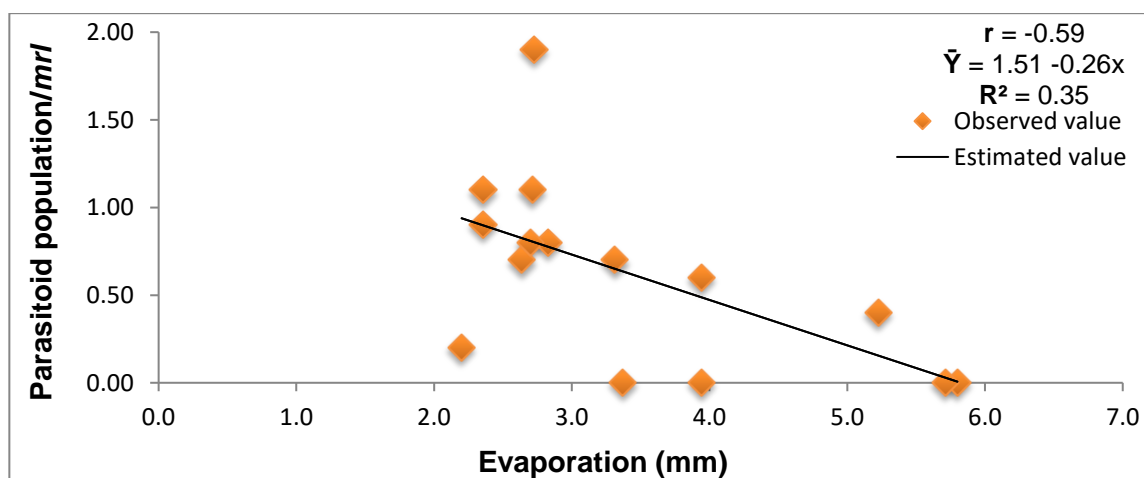


Fig. 11. Regression of evaporation (mm) on larval parasitoid population of gram pod borer in chickpea

exhibited significant and negative correlation ( $r = -0.53$ ,  $r = -0.56$  and  $r = -0.59$ , respectively) with larval parasitoid population. The regression equations being as  $\hat{Y} = 2.31 - 0.06x$  ( $R^2 = 0.28$ ),  $\hat{Y} = 1.43 - 0.09x$  ( $R^2 = 0.31$ ) and  $\hat{Y} = 1.51 - 0.26x$  ( $R^2 = 0.35$ ). From this equation it may be expressed that with every unit increase in maximum temperature, minimum temperature and evaporation there was a decrease of 0.06, 0.09 and 0.26 larval parasitoid population/m/r (Fig. 9, 10 and 11, respectively). While, sunshine and rainfall exhibited non-significant negative correlation ( $r = -0.05$  and  $r = -0.31$ , respectively) with parasitoid population.

Similar findings was also reported by Bhagat *et al.* [33] and Divija and Agnihotri [34] as they

computed that maximum temperature and minimum temperature exhibited significantly negative correlation with the influence of parasitoid population (*C. chloridae*) and morning relative humidity had exhibited significantly positive correlation with parasitoid population. Similarly, Munni *et al.* [20] reported that *C. chloridae* exhibited reciprocal relationship with weather parameters and suppressed the larval population of gram pod borer in chickpea crop [35].

#### 4. CONCLUSION

It was concluded that the number of eggs and the larval population of gram pod borer was first observed on vegetative stages and was available

till the maturity of crop with two peak points first peak at 3<sup>rd</sup> SW and second peak at 9<sup>th</sup> SW, respectively. The result of correlation studies revealed that both eggs number and larval populations was found significant positive correlation with maximum temperature and evaporation. While, both the number of eggs and the larval populations were found significantly negative correlation with morning RH. The parasitoid population first appeared at vegetative stage of the crop with two peak points i.e., first at 3<sup>rd</sup> SW and second at 6<sup>th</sup> SW. The result of correlation studies revealed that the parasitoid population found significant positive correlation with morning RH, whereas it was exhibited significant negative correlation with maximum and minimum temperature and evaporation, respectively.

## ACKNOWLEDGEMENT

It is genuine pleasure to express my deep sense of thanks and gratitude to Dr. R.S. Marabi, Assistant Professor (Entomology), Dr. M.K. Nayak, Assistant Professor (Entomology), Dr. D.S. Tomar, Associate Professor (Plant Pathology) and Dr. Umesh Singh, Assistant Professor (Agricultural Statistics) for their advice and help during the course of the present investigation.

## COMPETING INTERESTS

Authors have declared that no competing interests exist.

## REFERENCES

1. Bhatt NJ, Patel RK. Screening of chickpea cultivars for their resistance to gram pod borer *Helicoverpa armigera*. Indian J Entomol. 2001;63:277-280.
2. Haq ZU, Ahmad M, Iqbal S. Characterization and compositional study of oil from seeds of Desi chickpea (*Cicer arietinum* L.) cultivars grown in Pakistan. J Am Oil Chem Soc. 2007; 84:1143-1148.
3. Pittaway JK, Robertson IK, Ball MJ. Chickpeas may influence fatty acid and fiber intake in an ad libitum diet, leading to small improvements in serum lipid profile and glycemic control. J Am Diet Assoc. 2008;108:1009-1013.
4. Samriti, Sharma S, Sharma R, Pathania A. Trends in area, production, productivity and trade of chickpea in India. Economic Affairs. 2020;65:261-265.
5. Anonymous, Agriculture Statistics At A Glance. Directorate of Economics and Statistics, Department of Agriculture, Cooperation and Farmer Welfare Ministry of Agriculture and Farmer Welfare, Government of India. 2022;42-43.
6. Bhagwat VR, Aherkar SK, Satpute US, Thakare HS. Screening of chickpea (*Cicer arietinum* L.) genotypes for resistance to gram pod borer, *Helicoverpa armigera* (Hubner) and its relationship with malic acid in leaf exudates. J Entomol Res. 1995;19:249-253.
7. Chandrashekar K, Gupta O, Yelshetty S, Sharma OP, Bhagat S, Chattopadhyay C, Sehgal M, Kumari A, Amaesan N, Sushil SN, Sinha AK, Asre R, Kapoor KS, Satyagopal K, Jeyakumar P. Integrated Pest Management for Chickpea. 2014;43.
8. Balikai RA, Biradar AP, Yelshetty S, Teggelli RG. Relative efficacy of some selected insecticides against chickpea pod borer, *Helicoverpa armigera* (Hub.). Karnataka J Agric Sci. 2001;14:346.
9. Snedecor GW, Cochran WG, Statistical Methods. Oxford and IBH Publishing Company, New Delhi. 1967;381-418.
10. Dindor MA, Panikar B, Chaudhari SJ. Population dynamics of pod borer *Helicoverpa armigera* on chickpea. Indian J Entomol. 2020;82:330-332.
11. Tekam KD, Kelwatkar NM, Das SB. Population dynamics of gram pod borer on late sown chickpea. J Entomol Zool Stud. 2018;6:620-623.
12. Shah ZA, Shahzad MK. Population fluctuations with reference to different developmental stages of *Helicoverpa armigera* (Lepidoptera: Noctuidae) on chickpea and their relationship with the environment. Int J Agri Biol. 2005;7(1):90-93.
13. Jagdish J, Agnihotri M. Relationship of certain abiotic factors and the incidence of gram pod borer, *Helicoverpa armigera* (Hubner) in chickpea at Pantnagar. Int J Basic Appl Agric Res. 2015;13:250-253.
14. Yadav PC, Ameta OP, Yadav SK. Seasonal of gram pod borer *Helicoverpa*

- armigera* (Hubner) in chickpea. J Exp Zool. 2016;19:587-589.
15. Kaneria PB, Kabaria BB, Chudasama KA, Patel TM, Bharadiya AM. Effect of weather parameters on the seasonal incidence of *Helicoverpa armigera* (Hubner) infesting chickpea in Saurashtra conditions, Gujarat, India. Int J Curr Microbiol Appl Sci. 2018;7:548-552.
  16. Patel SR, Patel KG, Ghetiya LV. Population dynamics of pod borer (*Helicoverpa armigera* HUBNER) infesting chickpea in relation to abiotic factors. AGRES -An Int e-J. 2015;4:163-170.
  17. Gautam MP, Chandra U, Yadav SK, Jaiswal R, Giri SK, Singh SN. Studies on population dynamics of gram pod borer *Helicoverpa armigera* (Hubner) on chickpea (*Cicer ceritimum* L.). J Entomol Zool Stud. 2018;6:904-906.
  18. Kumar A, Tripathi MK, Chandra U, Veer R. Studies on correlation co-efficient of larval population of *Helicoverpa armigera* in reference to weather parameters. J Entomol Zool Stud. 2019;7:06-08.
  19. Sardar SR, Bantewad SD, Jayewar NE. Seasonal incidence of *Helicoverpa armigera* influenced by Desi and Kabuli genotype of chickpea. Int J Curr Microbiol Appl Sci. 2018;6:536-541.
  20. Munni L, Singh SV, Singh D, Pal BN. Population fluctuation of *Helicoverpa armigera* and *Campoletis chlorideae* and their relationship on chickpea. Agric Sci Di - A Res J. 2013;33:77-79.
  21. Kumar V, Srivastava AK. Seasonal incidence of *Heliothis armigera* (Hubner) in gram. Plant Arch. 2017;17:216-218.
  22. Spoorthi GS, Singh R, Sachan SK, Singh DV, Sharma R, Kumar S. Monitoring and seasonal incidence of gram pod borer (*Helicoverpa armigera* Hubner) in relation to abiotic factor in chick pea. J Pharmacogn Phytochem. 2017;1:490-494.
  23. Bahadur DGM, Keval R, Verma S, Bisht K. Seasonal occurrence of gram pod borer [*Helicoverpa armigera* (Hubner)] on chickpea in Varanasi. J Entomol Zool Stud. 2018;6:786-790.
  24. Singh VV, Agarwal N, Sathish BN, Kumar S, Kumar S, Pal K. Studies on insect diversity in chickpea (*Cicer arietinum* Linnaeus) ecosystem. J Entomol Zool Stud. 2018;6:693-697.
  25. Waseem MA, Thakur S. To study the population dynamics of gram pod borer (*Helicoverpa armigera* Hubner) in chickpea and to evaluate the benefit-cost ratio of different intercrop patterns. J Pharmacogn Phytochem. 2019;8:2840-2844.
  26. Meena BS, Bhatia KN. Effect of weather parameters on population dynamics of gram pod borer (*Helicoverpa armigera*) in North West Plain Zone of Rajasthan. J Agrometeorol. 2014;16:233-235.
  27. Sagar D, Nebapure Suresh M, Chander S. Development and validation of weather based prediction model for *Helicoverpa armigera* in chickpea. J Agrometeorol. 2017;19:328-333.
  28. Bala SCH. Population fluctuation and management of gram pod borer, *Helicoverpa armigera* (Hubner) infesting chickpea in new alluvial zone of West Bengal, India. J Entom Zool Stud. 2020;8:262-266.
  29. Sharma S, Chandra U, Veer R, Kumar S, Yadav SK, Kumar A. Study on population dynamics of *Helicoverpa armigera* (Hübner) in chickpea. J Entomol Zool Stud. 2020;8:629-632.
  30. Devi NS, Singh OH, Devjani P, Singh TK. Natural enemies of *Helicoverpa armigera* Hubner on chickpea. Ann Plant Protec Sci. 2002;10:179-183.
  31. Kaur S, Brar KS, Shehnmar M. Effect of different chickpea cultivars on parasitization of *Helicoverpa armigera* (Hubner) by *Campoletis chlorideae* Uchida. Biol Control. 2004;18:69-72.
  32. Bisane KD, Nehare SK, Khande DM. Extent of parasitisation of *Helicoverpa armigera* (Hubner) by larval and pupal parasitoid on chickpea. J Entomol Res. 2008;32:295-301.
  33. Bhagat JK, Soni VK, Chandraker HK. Surveillance of pod borer, *Helicoverpa armigera* (Hubner) and its natural enemies on chickpea at Sahaspur Lohara blocks. J Pharmacogn Phytochem. 2020;9:1995-2000.
  34. Divija SD, Agnihotri M. Impact of abiotic factors and dates of sowing on *Helicoverpa armigera* (Hubner) parasitoid *Campoletis chlorideae* (Uchida) under chickpea cropping system in Tarai region of Uttarakhand. Legume Res - An Int J. 2021:1-4.

35. Acharjee S, Sharma BK. Transgenic pulse crop. Afr J Biotechnol. 2013; Bacillus thuringiensis (Bt) chickpea India's most wanted genetically modified (GM) 12:5709-5713.

---

© 2023 Tomar et al.; This is an Open Access article distributed under the terms of the Creative Commons Attribution License (<http://creativecommons.org/licenses/by/4.0>), which permits unrestricted use, distribution, and reproduction in any medium, provided the original work is properly cited.

*Peer-review history:*  
*The peer review history for this paper can be accessed here:*  
<https://www.sdiarticle5.com/review-history/110002>