



# **Traditional Use, Phytochemistry and Pharmacological Activities of Four Dalbergia Species (*Dalbergia Sissoo*, *Dalbergia Odorifera*, *Dalbergia Melanoxylon* and *Dalbergia Lactea Vatke*): A Review**

**Y. Misganu<sup>a\*</sup>**

<sup>a</sup> *Department of Chemistry, Wollega University, P.O. Box-395, Nekemte, Ethiopia.*

**Author's contribution**

*The sole author designed, analyzed, interpreted and prepared the manuscript.*

**Article Information**

DOI: 10.9734/IRJPAC/2022/v23i7796

**Open Peer Review History:**

This journal follows the Advanced Open Peer Review policy. Identity of the Reviewers, Editor(s) and additional Reviewers, peer review comments, different versions of the manuscript, comments of the editors, etc are available here: <https://www.sdiarticle5.com/review-history/83311>

**Review Article**

**Received: 20/12/2021**

**Accepted: 17/02/2022**

**Published: 17/12/2022**

## **ABSTRACT**

This review study concerned to survey traditional use and scientific reports for four *Dalbergia* species namely: *Dalbergia sissoo*, *Dalbergia melanoxylon*, *Dalbergia odorifera* and *Dalbergia lactea vatke*. Genus *Dalbergia* (*Fabaceae* or *Leguminosae*) is an important plant in traditional use. For example, in different part of the world these plants have been used traditionally for the treatment of blood diseases, syphilis, stomach problems, dysentery, nose disorders, ulcers, skin diseases, abdominal pains and anthelmintic.

\*Corresponding author: E-mail: [misgnos2011@gmail.com](mailto:misgnos2011@gmail.com), [misgnos@gmail.com](mailto:misgnos@gmail.com);

Phytochemical studies on different parts of these plants have indicated the presences of varieties secondary metabolites except *Dalbergia lactea vatke*. The widely reported are flavonoids, Cinnamyl flavan, terpenoids, and benzofuran among other things. On the other hand the bioassay studies on crude extracts and pure isolates have shown significant anti-inflammatory, anti-cancer, anti-oxidant, anti-microbial, anti-diabetic and anti-analgesic activities. However there is no literature survey performed on *Dalbergia lactea vatke*.

**Keywords:** *Dalbergia*; genus; phytochemical constituents; biological activity.

## 1. INTRODUCTION

### 1.1 Background of the Study

Plants are a valuable source of wide range of secondary metabolites that are used in pharmaceuticals, agrochemicals, flavour, colorant, bio pesticides and food additives due to that, two thirds of the new chemicals identified yearly were extracted from higher plants [1]. Plants are natures gift remedies in treating limitless range of diseases from acute to chronic from human and live stocks, as a matter of facts currently medicinal plants are getting attention than ever more, especially in the line of multidrug resistant bacteria and chronic disease like cancer, so that the bioactive phytochemical constituents of plants are being explored worldwide for their broad-spectrum medicinal potencies [2].

Medicinal plants used traditionally, are now moving from fringe to mainstream as people are becoming more aware of therapeutic properties of these medicinal plant resources and their products in maintaining health and preventing diseases. A medicinal plant” is any plant, which in one or more of its organ contains substance that can be used for the therapeutic purpose or which, are precursors for the synthesis of use full drugs [3]. From large number of medicinal plants genus of *Dalbergia* is the most common plants that are widely used throughout the world. Therefore on this review we are going to give detail explanation on *Dalbergia sissoo*, *Dalbergia odorifera*, *Dalbergia melanoxylon* and *Dalbergia lactea vatke* that belongs to this genus.

### 1.2 The genus of *Dalbergia*

The genus *Dalbergia* is placed under the subfamily Faboideae containing 274 species distributed all over the world, especially in the tropical and subtropical regions [4]. This genus widely used in traditional medicinal system in Pakistan, India, Afghanistan, Bangladesh, Persia, Iraq, Palestine, India, Malaysia, Thailand, Indonesia, Cameroon, Sudan, Zimbabwe, Kenya,

Tanzania and China [5]. The wood of these species has a characteristic color and texture that makes it highly desirable, and they are referred to by the common name of rosewood [6]. From the genus of *Dalbergia* the following four species are selected and reviewed.

#### 1.2.1 *Dalbergia sissoo*

*Dalbergia sissoo* is called Indian Rose wood and belongs to the legume family (Fabaceae). It is a large deciduous perennial tree found in the lowland region throughout India, Pakistan, Afghanistan, China and Nepal [7].

Traditionally an aqueous extract of the leaves of *Dalbergia sissoo* has been used for the treatment of gonorrhoea, blood diseases, syphilis, stomach problems, dysentery, nose disorders, ulcers and skin diseases due to the presence of various biological activities [8].



**Fig. 1. Leaves and pods of *Dalbergia sissoo***



**Fig. 2. Flowers of *Dalbergia sissoo***

### 1.2.2 *Dalbergia Odorifera*

*Dalbergia odorifera* is also known as fragrant rosewood, which belongs to genus of Dalbergia, is a semi-deciduous perennial tree. It grows in East Asian countries especially across Hainan and Guangdong province in China [9]. Heartwood is used in Chinese traditional medicine in the treatment of ischemia, blood stagnation syndrome swelling, rheumatic pain, epigastria, traumatic injuries and necrosis [10].



Fig. 3. Leaves of *Dalbergia odorifera*



Fig. 4. Seeds of *Dalbergia odorifera*

### 1.2.3 *Dalbergia melanoxyton*

*Dalbergia melanoxyton* is known as African Blackwood, and it is flowering plants belong to family of Fabaceae [11].

Traditionally, stem bark has a diverse local medicinal uses in Africa. For example, the leaves are boiled in soup and drunk to relieve pain in joints [12] and dried leaves smoked as cigarette to treat asthma and bronchitis [13].



Fig. 5. Leaves of *Dalbergia melanoxyton*



Fig. 6. Areal parts of *Dalbergia melanoxyton*

### 1.2.4 *Dalbergia lactea vatke*

*Dalbergia lactea vatke* is one species belonging to the genus of Dalbergia, as reported by Fenetahun and Eshetu, [14] the crushed leaves of this plant with water is used to treat mastitis, internal parasite and local swelling.

Phytochemical constituents and pharmacological activity are not performed on this plant. The areal parts of this plant have been depicted below.



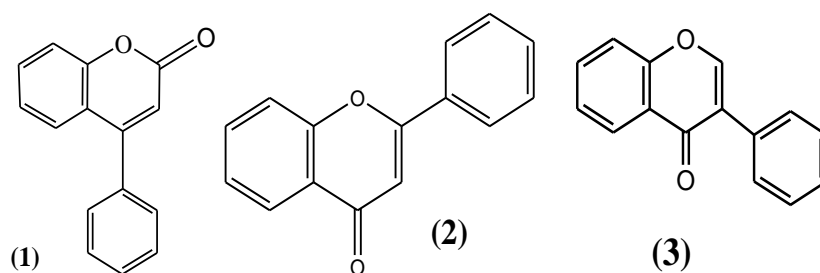
Fig. 7. Leaves and flower of *Dalbergia lactea vatke*

## 2. PHYTOCHEMISTRY OF DALBERGIA

Phytochemicals are chemical that found in the different parts of plants. The following phytochemical has been reviewed for the selected four species of Dalbergia.

### 2.1 Flavonoids

Basic structure of neoflavonoid (1), flavonoid (2) and isoflavonoid are depicted below:

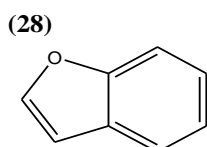


**Fig. 8. Basic structure of neoflavonoids (1), flavonoids (2) and isoflavonoids (3)**

The stem bark of *Dalbergia sissoo* contains Isoflavone-O-glycoside [15]. According to Liu, R et al., [16], the heartwood of *Dalbergia odorifera* and *Dalbergia sissoo* contains neo flavonoids (4-6), flavonoids (7-10), and (15-19) [17], and (23-25) [18] from the dried heartwood of *Dalbergia odorifera* and from the leave of *Dalbergia sissoo* compound (20) [19] are also obtained. From the heart wood of *Dalbergia melanoxyton* compound (11-14) is isolated [20]. From the heartwood of *Dalbergia odorifera* flavonoids (26 and 27) are isolated [21].

## 2.2 Benzofurans

Basic skeletal structure of aryl benzofuran is depicted below

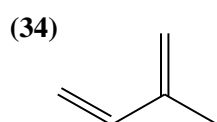


**Fig. 9. The basic structure of benzofuran**

From the heartwood of *Dalbergia odorifera* two aryl benzofurans (27 and 28) were isolated [22]. Obtusafuran (29) and melanoxin (30) [23], and from the heart wood (31) [24] compounds are obtained from *Dalbergia melanoxyton*.

## 2.3 Terpenoids

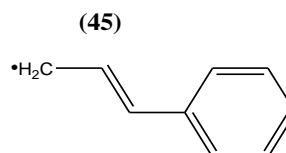
Terpenoids have unsaturated molecules composed of linked isoprene units and its skeletal structure of isoprene unit is depicted below.



**Fig. 10. Skeletal structures of isoprene**

Phytochemical screening of the crude ethanol extract of the root of *Dalbergia sissoo* [25] and methanolic extracts of *Dalbergia odorifera* showed presence of terpenoids in stem and root [26]. The bark of *Dalbergia melanoxyton* also contains terpenoids [27]. The heartwood of *Dalbergia odorifera* afforded the sesquiterpenes (35-38) [21], and (39-44)[18]. No phytochemical investigation is performed on *Dalbergia lactea vatke*.

## 2.4 Cinnamylflavan



**Fig. 11. Basic structure of Cinnamyl**

Cinnamylflavans (45 and 46) have been isolated from acetone extract of heartwood of *Dalbergia melanoxyton* [28]. From the heartwood and root of *Dalbergia odorifera* Obtustyrene (47), Hydroxyobtustyrene (48), Isomucronestyrene (49) are isolated [29]. The last compounds (50 and 51) are isolated from the bark of *Dalbergia sissoo* [30].

## 3. PHARMACOLOGICAL ACTIVITIES

### 3.1 Anticancer Activity

Crude ethanol bark extract of *Dalbergia sissoo* also shows antiulcer activity [1]. The methanol extract and of the heartwood of *Dalbergia odorifera* possessed potent inhibition of human tumor cell. Compound, 2'-O-methyl-isoliquiritigenin, isolated from the heartwood of *Dalbergia odorifera*, showed cytotoxic activity against cancer cell [5]. Flavonoids and phenolic components isolated from the heartwood of *Dalbergia odorifera* also shows cytotoxic activity against cancer cell [9] and also compounds (33,

24,25) have significant anti-tumor effects on human cancer cell [18]. As reported by Bhattacharya, et al., [31], compounds like an isoflavone, biochanin is a potent chemotherapeutic cancer preventive agent.

### 3.2 Antioxidant Activities

Flavonoids compound isolated from the root of *Dalbergia odorifera* showed very strong antioxidant activities [32]. Stem bark extract of *Dalbergia sissoo* has higher antioxidant activity due to the presence of both the polyphenol and the flavonoid [33]. Tannins and Neoflavanoids obtained from the roots bark, stem bark and leaves of *Dalbergia melanoxylon* are the potent antioxidant and free radical scavenger activities [11].

### 3.3 Antimicrobial Activities

A crude extract and 3-Hydroxyisoflavanones shows antibacterial activities [34]. Methanolic extracts of *Dalbergia sissoo* shows antibacterial activities against *Staphylococcus aureus* and *Pseudomonas aeruginosa* [35,36]. The isolated sesquiterpenes and flavonoids from the heart wood of *Dalbergia odorifera* also show antibacterial activity against *Candida albicans* and *Staphylococcus aureus* Isolated compound (15, 16, 17 and 18) showed strong antibacterial activity [17].

### 3.4 Anti-Inflammatory Activities

The Neoflavonoid Latifolin, compound (12) isolated from MeOH extract of *Dalbergia odorifera* exhibit anti-inflammatory activity [37]. Flavonoids have been reported to exhibit anti-inflammatory activity [38].

#### 3.6.1 Summary in tabulated form

**Table 1. Compounds isolated from the genus Dalbergia**

No.	Class and compound name	Occurrence /part	References
1	Neoflavonoids (2'-O-methyl-isoliquiritigenin)	<i>Dalbergia odorifera</i> (HW)	[17]
	Flavonoids	<i>Dalbergia melanoxylon</i> (HW)	[18]
	Isoflavonoids	<i>Dalbergia sissoo</i> (HW)	[16]
2	Sesquiterpene	<i>Dalbergia melanoxylon</i> (bark) and <i>Dalbergia odorifera</i> (HW)	[27] [26]
3	Obtusafuran and melanoxin	<i>Dalbergia odorifera</i> (HW) <i>Dalbergiamelanoxylon</i> (HW)	[22]. [24]
4	Phenolic compounds	<i>Dalbergia odorifera</i> (HW)	[21]
		<i>Dalbergia melanoxylon</i> (stem bark)	[45]
		<i>Dalbergia sissoo</i> (stem bark)	[33].
6	Hydroxyobtusystyrene and Isomucronustyrene	<i>Dalbergia odorifera</i> (HW)	[29]
		<i>Dalbergia melanoxylon</i> (HW)	[28] [30].
		<i>Dalbergiasissoo</i> (bark)	

Note: HW: heartwood

As reported by Tao and Wang, [26], 4, 2', 5'-Trihydroxy-4'-methoxychalcone from *Dalbergia odorifera* exhibits anti-inflammatory properties. The ethanolic leaves extract of *Dalbergia sissoo* possesses anti-inflammatory activity [39]. Chalcone [(E)-3-(3,4-dihydroxyphenyl)-1-(2,3,4-trihydroxyphenyl) prop-2-en-1-one] or compound (20) isolated from the leaves of *Dalbergia sissoo* exhibit anti-inflammatory activity [19]. The isolated compounds like isoflavanones, neoflavone benzofuran and N-cinnamoyl from the heartwood and bark of *Dalbergia melanoxylon* possesses anti-inflammatory activities [20].

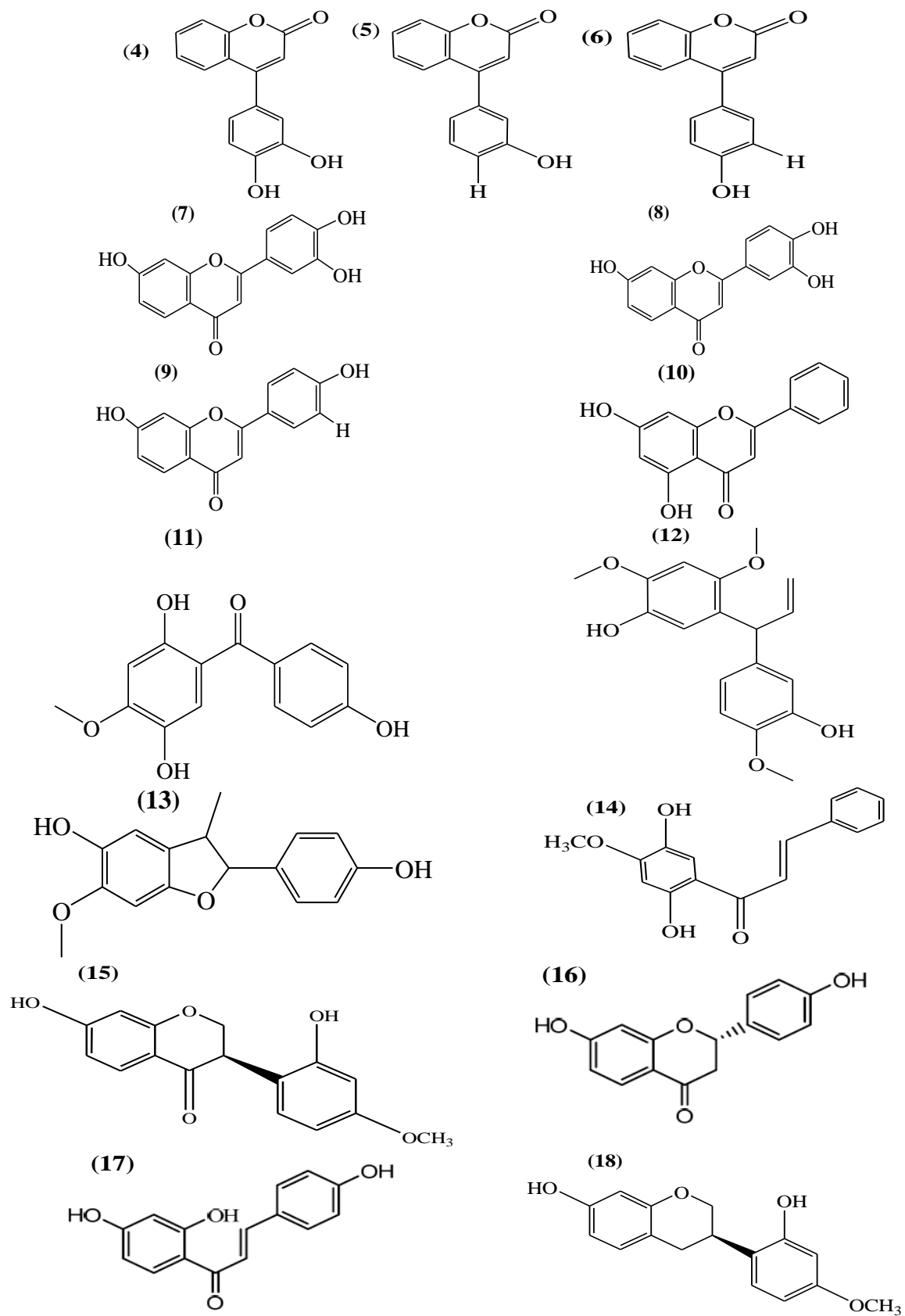
### 3.5 Ant-Diabetic Activity

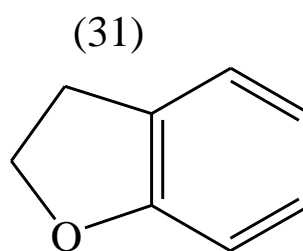
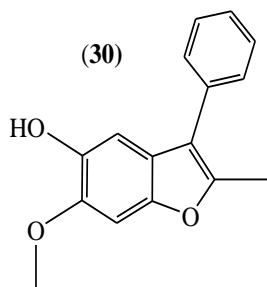
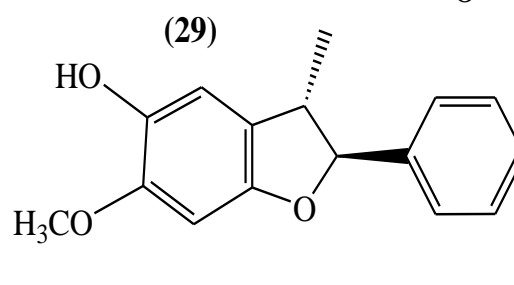
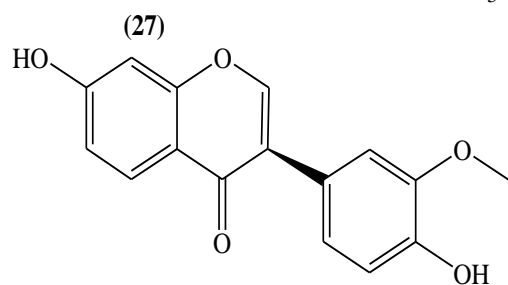
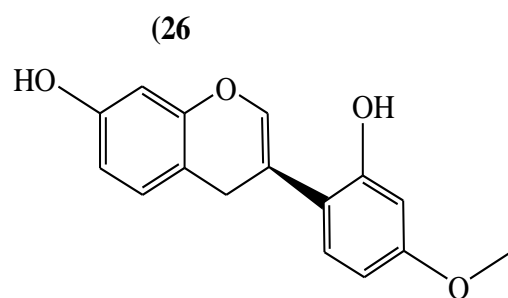
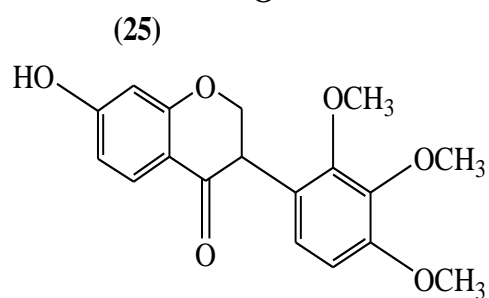
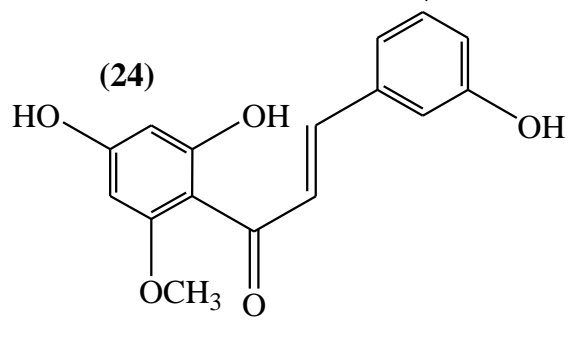
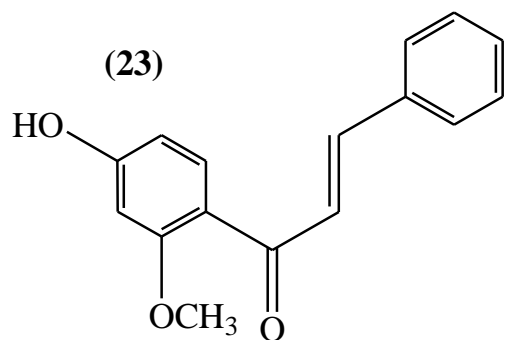
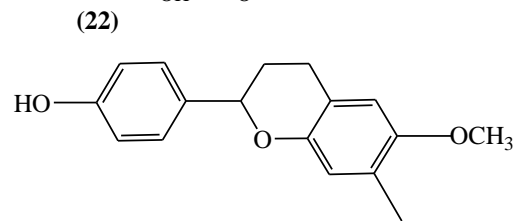
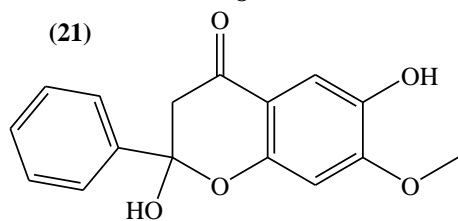
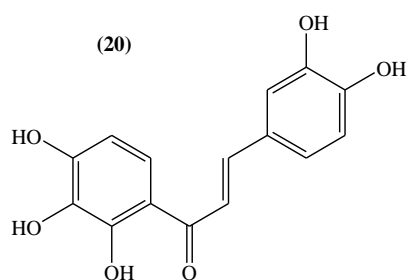
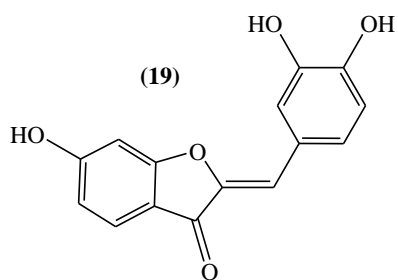
The ethanol, ethyl acetate, n-butanol and petroleum ether extracts of leave of *Dalbergia sissoo* showed most potent ant diabetic activities [40]. According to Al-Snafi, [1], the ethanol leaf extracts of this plant, exhibited high ant-diabetic activity which is comparable with the standard drug, Glibenclamide. Methanol extract [41] and isolated compounds like 6-dihydroxy-7-methoxyflavanone (21) and isoliquiritigenin from the heart wood of *Dalbergia odorifera* show anti-diabetic activity [42]. Anti-diabetic activities of *Dalbergia melanoxylon* are not reported. But since different flavonoids are isolated from the different parts of *Dalbergia melanoxylon* it will show anti-diabetic activities [43-46].

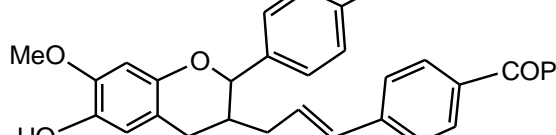
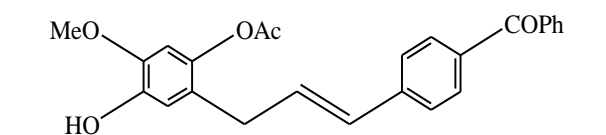
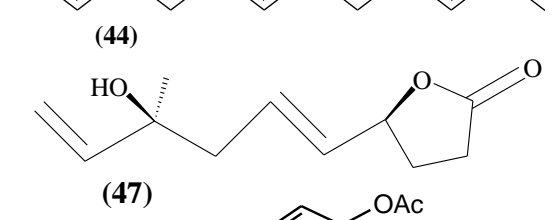
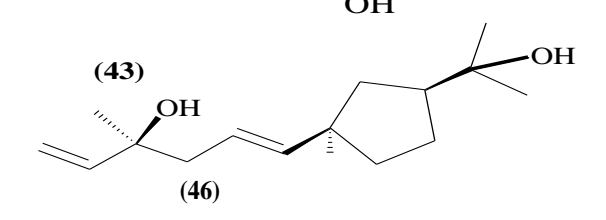
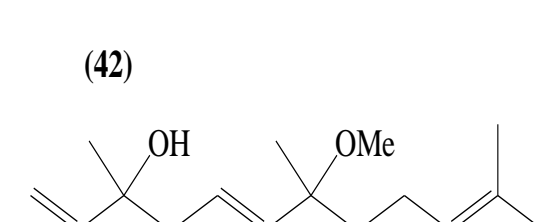
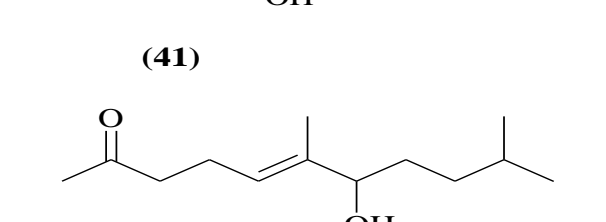
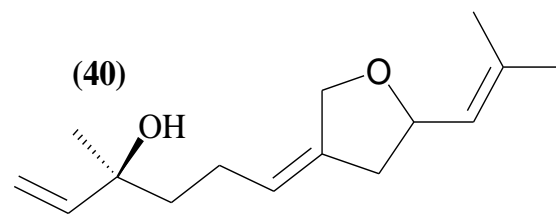
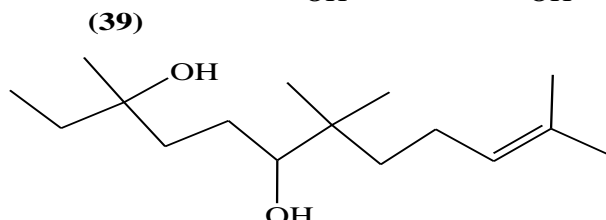
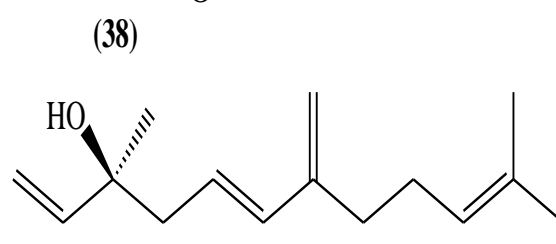
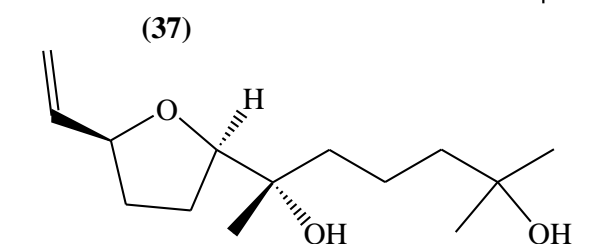
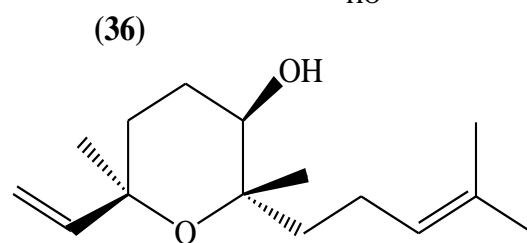
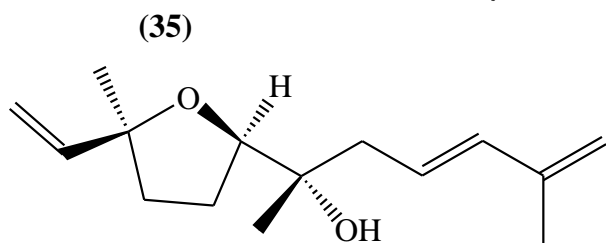
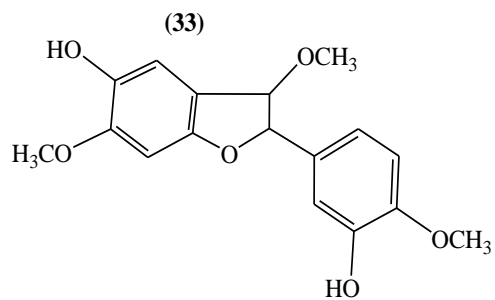
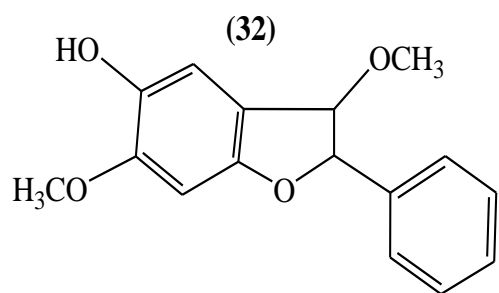
### 3.6 Analgesic Activities

As reported by Hajare et al. [39], flavonoids are known to inhibit prostaglandin synthetase. Ethanolic extract of *Dalbergia sissoo* leaves [47] and seeds [48] have shown analgesic activity. Analgesic activities of *Dalbergia melanoxylon* and *Dalbergia odorifera* are not reported.

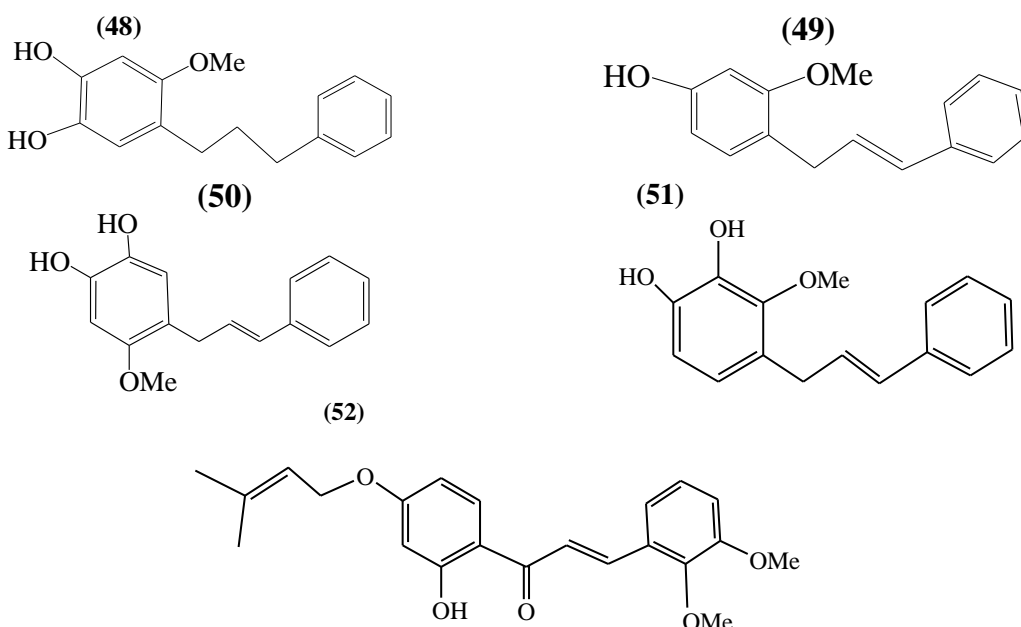
### 3.6.2 Structure of isolated compounds











### 3.7 Pharmacological Studies

Table 2. A summary of biological activities

Compound	Pharmacological Activity	References
2'-O-methyl-isoliquiritigenin	cytotoxic activity against cancer cell	[5]
Isoflavone and biochanin	cytotoxic activity against cancer cell	[31]
Flavonoids	Anti-oxidant activities	[49]
A 3-Hydroxyisoflavanones	Anti-microbial activity	[34]
Sesquiterpenes	Anti-bacterial activity	[18]
A 4,2',5'-Trihydroxy-4'-methoxychalcone	Anti-inflammatory activities	[26]
Chalcone or [(E)-3-(3,4-dihydroxyphenyl)-1-(2,3,4-trihydroxyphenyl) prop-2-en-1-one	Anti-inflammatory activities	[50]
isoflavanones, neoflavone and benzofuran	Anti-inflammatory activities	[20]
A 6-dihydroxy-7-methoxyflavanone and isoliquiritigenin	Antidiabetic activity	[42].

### 4. CONCLUSION

Medicinal plants are the bio resources given by nature and are used to heal a group of human diseases and to evaluate the probable sources for new drugs. Among medicinal plants *Dalbergia odorifera*, *Dalbergia sissoo*, *Dalbergia melanoxylon* and *Dalbergia lactea vatke* are the known plants have been used medicinally for thousands of years all over the world. Phytochemical investigation and pharmacological activity of the bark, leave, heart wood, root and fruits of these plants reveal a number of secondary metabolites that showed good to moderate biological activities [51-55]. These plants has medicinal values since it contains more secondary metabolites such as terpenoids, flavonoids (including neo and iso flavonoids),

cinnamoylflavan, benzofuran, and these phytochemicals shows moderate biological activities such as, anti-inflammatory, anti-cancer, anti-oxidant, anti-microbial, ant- diabetic and analgesic activities. No phytochemical investigation and pharmacological activity was performed on *Dalbergia lactea vatke*,

### COMPETING INTERESTS

Author has declared that no competing interests exist.

### REFERENCES

1. Al-Snafi AE. Chemical constituents and pharmacological effects of *Dalbergiasissoo* (A review). *Journal of Pharmacy*. 2017; 716(12):9775-9782.

2. Rashed MM, Ghaleb AD, Li J, Nagi A, Hua-wei Y, Wen-you Z, Tong Q. Enhancement of mass transfer intensification for essential oil release from lavandula pubescence using integrated ultrasonic-microwave technique and enzymatic pretreatment. ACS Sustainable Chemistry and Engineering. 2018;6(2): 1639-1649.
3. Sundar RA, Habibur RC. Pharmacognostic, phytochemical and antioxidant studies of *Gardenia latifolia* Aiton: An ethnomedicinal tree plant. International Journal of Pharmacognosy and Phytochemical Research. 2018;10(5): 216-228.
4. Moritsuka E, Chhang P, Tagane S, Toyama H, Sokh H, Yahara T, Tachida H. Genetic variation and population structure of a threatened timber tree *Dalbergia cochinchinensis* in Cambodia. Tree Genetics and Genomes. 2017;13(6):115.
5. Saha S, Shilpi JA, Mondal H, Hossain F, Anisuzzman M, Hasan MM, Cordell GA. Ethnomedicinal, phytochemical, and pharmacological profile of the genus *Dalbergia* L. (Fabaceae). Phytopharmacology. 2013;4(2):291-346.
6. McClure PJ, Chavarria GD, Espinoza E. Metabolic chemotypes of CITES protected *Dalbergia* timbers from Africa, Madagascar, and Asia. Rapid Communications in Mass Spectrometry. 2015;29(9):783-788.
7. Asif M, Kumar ARUN. Anti-inflammatory activity of ethanolic extract of *Dalbergia sissoo* (roxb.) Bark. Malaysian Journal of Pharmaceutical Sciences. 2009;7(1):39-50.
8. Asif M, Kumar A. Phytochemical investigation and evaluation of ant nociceptive activity of ethanolic extract of *Dalbergia sissoo* (Roxb.) bark. Journal of Natural Science, Biology, and Medicine. 2011;2(1):76.
9. Choi CW, Choi YH, Cha MR, Kim YS, hwan Yon G, Kim YK, Ryu SY. Antitumor components isolated from the heartwood extract of *Dalbergia odorifera*. Journal of the Korean Society for Applied Biological Chemistry. 2009;52(4):375-379.
10. Kang TH, Tian YH, Kim YC. Isoliquiritigenin: A competitive tyrosinase inhibitor from the heartwood of *Dalbergia odorifera*. Biomolecules and Therapeutics. 2005;13:32-34.
11. Amri E, Juma S. Evaluation of antimicrobial activity and qualitative phytochemical screening of solvent extracts of *Dalbergia melanoxylon* (Guill. and Perr.). International Journal of Current Microbiology and Applied Sciences. 2016;5(7):412-423.
12. Kareru PG, Gachanja AN, Keriko JM, Kenji GM. Antimicrobial activity of some medicinal plants used by herbalists in eastern province, Kenya. African J. Traditional, Complementary and alternative med. 2008;5(1):51-55.
13. Chigora P, Masocha R, Mutenheri F. The role of indigenous medicinal knowledge (IMK) in the treatment of ailments in rural Zimbabwe: the case of Mutirikwi communal lands. J. Sustainable Development of Africa. 2007;9:26-43.
14. Fenetahun Y, Eshetu G. A review on ethnobotanical studies of medicinal plants use by agro-pastoral communities in, Ethiopia. Journal of Medicinal Plants Studies. 2017;5(1):33-44.
15. Sabira Sultana, Hafiz Mohammad Asif, Naveed Akhtar, Naheed Akhtar. *Dalbergia sissoo* roxb: Monograph. International Journal of Pharmacognosy. 2015;2(9):440-443.
16. Liu R, Ye M, Guo H, Bi K, Guo DA. Liquid chromatography/electrospray ionization mass spectrometry for the characterization of twenty-three flavonoids in the extract of *Dalbergia odorifera*. An International Journal Devoted to the Rapid Dissemination of Up-to-the-Minute Research in Mass Spectrometry. 2005;19(11):1557-1565.
17. Zhao X, Mei W, Gong M, Zuo W, Bai H, Dai H. Antibacterial activity of the flavonoids from *Dalbergia odorifera* on *Ralstonia solanacearum*. Molecules. 2011; 16(12):9775-9782.
18. Zhao X, Wang C, Meng H, Yu Z, Yang M, Wei J. *Dalbergia odorifera*: A review of its traditional uses, phytochemistry, pharmacology, and quality control. Journal of Ethnopharmacology. 2019;348(11):23-28.
19. Behera PC, Verma SM, Kumar PM, Das NB, Mishra PM, Baliarsingh S. Anti-inflammatory and anti-microbial activity of chalcone from *Dalbergia sissoo* Roxb leaves. American Journal of Phytomedicine and Clinical Therapeutics. 2013;1(2):186-194.

20. Lin, Shuai, Rong-Hua Liu, Guang-Qiang Ma, Dan-Yi Mei, Feng Shao, Lan-Ying Chen. Two new compounds from the heartwood of *Dalbergia melanoxylon*. *Natural Product Research*. 2019;1-8.
21. Wang H, Dong WH, Zuo WJ, Liu S, Zhong HM, Mei WL, Dai HF. Five new sesquiterpenoids from *Dalbergia odorifera*. *Fitoterapia*. 2014;9(5):16-21.
22. An RB, Jeong GS, Kim YC. Flavonoids from the heartwood of *Dalbergia odorifera* and their protective effect on glutamate-induced oxidative injury in HT22 cells. *Chemical and Pharmaceutical Bulletin*, 2008;56(12), 1722-1724.
23. Muangnoicharoen N, Frahm AW. Arylbenzofurans from *Dalbergiaparviflora*. *Phytochemistry*. 1981;20(2):291-293.
24. Donnelly BJ, Donnelly DMX, O'Sullivan AM, Prendergast JP. The isolation and structure of melanoxin a new dihydrobenzofuran from *Dalbergiame lanoxylonguill.* and perr. (leguminosae). *Tetrahedron*. 1969;25(18):4409-4414.
25. Hajare SW, Chandra S, Sharma J, Tandan SK, Lal J, Telang AG. Anti-inflammatory activity of *Dalbergia sissoo* leaves. *Fitoterapia*. 2001;72(2):131-139.
26. Tao Y, Wang Y. Bioactive sesquiterpenes isolated from the essential oil of *Dalbergia odorifera* T. Chen. *Fitoterapia*. 2010;81(5):393-396.
27. Njeru SN, Obonyo MA. Potency of extracts of selected plant species from Mbeere, Embu County-Kenya against *Mycobacterium tuberculosis*. *Journal of Medicinal Plants Research*. 2016;10(12):149-157.
28. Donnelly DM, O'Reilly J, Whalley WB. Neoflavonoids of *Dalbergia melanoxylon*. *Phytochemistry*. 1975;14(10):2287-2290.
29. Goda M, Katayama, K, Ichikawa, M, Shibuya, F, Kiuchi, and U. Sankawa. Inhibitors of prostaglandin biosynthesis from *Dalbergia odorifera*. *Chemical and Pharmaceutical Bulletin*. 1985;33(12):5606-5609.
30. Reddy RVN, Reddy NP, Khalivulla SI, Reddy MVB, Gunasekar D, Blond A, Bodo B. O-Prenylated flavonoids from *Dalbergia sissoo*. *Phytochemistry Letters*. 2008;1(1):23-26.
31. Bhattacharya M, Singh A, Ramrakhyani C. *Dalbergia sissoo*-An Important Medical Plant. *Journal of Medicinal Plants*. 2014; 2(2):76-82.
32. Cheng ZJ, Kuo SC, Chan SC, Ko FN, Teng CM. Antioxidant properties of butein isolated from *Dalbergia odorifera*. *Biochimica et Biophysica Acta (BBA)-Lipids and Lipid Metabolism*. 1998;1392(2-3):291-299.
33. Roy N, Laskar RA, Sk I, Kumari D, Ghosh T, Begum NA. A detailed study on the antioxidant activity of the stem bark of *Dalbergia sissoo* Roxb., an Indian medicinal plant. *Food chemistry*. 2011;126(3): 1115-1121.
34. Mutai P, Heydenreich M, Thoithi G, Mugumbate G, Chibale K, Yenesew A. 3-Hydroxyisoflavanones from the stem bark of *Dalbergia melanoxylon*: Isolation, antimycobacterial evaluation and molecular docking studies. *Phytochemistry letters*. 2013;6(4):671-675.
35. Yadav H, Yadav M, Jain S, Bhardwaj A, Singh V, Parkash O, Marotta F. Antimicrobial property of a herbal preparation containing *Dalbergia sissoo* and *Daturastramonium* with cow urine against pathogenic bacteria. *International Journal of Immunopathology and Pharmacology*. 2008;21(4):1013-1020.
36. Prasad N, Nandi D, Arora S, Pandey A. *In vitro* evaluation of antibacterial properties of *Moringaoleifera*, *Dalbergia sissoo* and *Alstoniascholaris* *In vitro*. *Journal of Biology, Agriculture and Healthcare* 2014;4(15):2224-3208.
37. Lee DS, Kim KS, Ko W, Li B, Keo S, Jeong GS, Kim YC. The Neoflavonoid Latifolin Isolated from MeOH Extract of *Dalbergia odorifera* Attenuates Inflammatory Responses by Inhibiting NF- $\kappa$ B Activation via Nrf2-Mediated Heme Oxygenase-1 Expression. *Phytotherapy Research*. 2014;28(8):1216-1223.
38. Hodek P, Trefil P, Stiborová M. Flavonoids-potent and versatile biologically active compounds interacting with cytochromes P450. *Chemico-Biological Interactions*. 2002;139(1):1-21.
39. Hajare SW, Chandra S, Tandan SK, Sarma J, Lal J, Telang AG. Analgesic and antipyretic activities of *Dalbergiasissoo* leaves. *Indian Journal of Pharmacology*. 2000;32(6):357-360.
40. Panda SK, Padhy RP, Pani S, Bal K. Phytochemical investigation and antidiabetic activity of Leaf extracts of *Dalbergia sissoo* (Roxb.) in alloxan induced diabetic rats. *The American*

- Journal of science and Medical Research. 2016;1(2):186-189.
41. Ninh S. A review on the medicinal plant *Dalbergia odorifera* species: Phytochemistry and biological activity. Evidence-Based Complementary and Alternative Medicine. 2017;27.
  42. Zhao C, Liu Y, Cong D, Zhang H, Yu J, Jiang Y, Sun J. Screening and determination for potential  $\alpha$ -glucosidase inhibitory constituents from *Dalbergia odorifera* T. Chen using ultrafiltration LC/ESI MSn. Biomedical Chromatography. 2013;27(12):1621-1629.
  43. Chaitra S, Kumar NN, Shalini P, Sindhu R, Raj KS. Phytochemical analysis and antibacterial activity of *Dalbergia paniculata* roxb. International Journal of Pharmaceutical Sciences and Research. 2015;6(2):712-716.
  44. Gundidza M, Gaza N. Antimicrobial activity of *Dalbergia melanoxyton* extracts. Journal of Ethnopharmacology. 1993;40(2):127-130.
  45. Khalivulla SI, Reddy BA, Gunasekar D, Murthy MM, Rao TP, Blond A, Bodo B. A new C-geranylatedisoflavone from *Dalbergia paniculata*. Natural Product Communications. 2007;2(11): 1109 - 1111.
  46. Lee DS, Jeong GS. Arylbenzofuran isolated from *Dalbergia odorifera* suppresses lipopolysaccharide-induced mouse BV2 microglial cell activation, which protects mouse hippocampal HT22 cells death from neuro inflammation-mediated toxicity. European Journal of Pharmacology. 2014;728:1-8.
  47. Vasudeva N, Vats M, Sharma S, Sardana S. Chemistry and biological activities of the genus *Dalbergia*-A review. Pharmacognosy Reviews. 2009;3(6):307.
  48. Sehra SY, Sharma J. Pharmacological effects and medicinal importance of *Dalbergia sissoo*-a review. International Journal of Pharmaceutical, Chemical and Biological Sciences. 2018;8(2):234-243.
  49. Swetha U. Antioxidant Activity of *Dalbergia melanoxyton* Bark Extract. International Journal of Applied Pharmaceutical Sciences and Research. 2017;2(4):114-120.
  50. Bharath M, Tulasi ELR, Sudhakar K, Eswaraiyah MC. *Dalbergia sissoo* DC—an important medicinal plant. International Journal of Research Pharmacognosy Chemistry. 2013;3(2):384-388.
  51. Lee DS, Li B, Im NK, Kim YC, Jeong GS. 4, 2', 5'-Trihydroxy-4'-methoxychalcone from *Dalbergia odorifera* exhibits anti-inflammatory properties by inducing heme oxygenase 1 in murine macrophages. International immunopharmacology. 2013; 16(1):114-121.
  52. Liu RX, Wang Q, Guo HZ, Li L, Bi KS, Guo DA. Simultaneous determination of 10 major flavonoids in *Dalbergia odorifera* by high performance liquid chromatography. Journal of pharmaceutical and biomedical analysis. 2005;39(3-4):469-476.
  53. Ma FY, Gu CB, Li CY, Luo M, Wang W, Zu YG, Fu YJ. Microwave-assisted aqueous two-phase extraction of isoflavonoids from *Dalbergia odorifera* T. Chen leaves. Separation and Purification Technology. 2013;115:136-144.
  54. Muniyappan N, Nagarajan NS. Green synthesis of silver nanoparticles with *Dalbergia spinosa* leaves and their applications in biological and catalytic activities. Process Biochemistry. 2014;49(6): 1054-1061.
  55. Upwar N, Patel R, Waseem N, Mahobia NK. Evaluation of anthelmintic activity of *Dalbergia sissoo* roxb. International Journal of Pharmaceutical Sciences and Research. 2011;2(1):171-174.

© 2022 Misganu; This is an Open Access article distributed under the terms of the Creative Commons Attribution License (<http://creativecommons.org/licenses/by/4.0>), which permits unrestricted use, distribution, and reproduction in any medium, provided the original work is properly cited.

Peer-review history:

The peer review history for this paper can be accessed here:  
<https://www.sdiarticle5.com/review-history/83311>