



Bio-Efficacy of Novel Insecticides and Biopesticides against Diamondback Moth, *Plutella xylostella* (Linn.)

Chandra Kant ^a, D. V. Singh ^a, Dhruv Singh ^a,
Bhupendra Singh ^a, Reetesh Pratap Singh ^a,
Rajneesh Pal ^{a*} and Deepak Kumar ^a

^a Department of Entomology, Sardar Vallabhbhai Patel University of Agriculture and Technology, Meerut-250110 (Uttar Pradesh), India.

Authors' contributions

This work was carried out in collaboration among all authors. All authors read and approved the final manuscript.

Article Information

DOI: 10.9734/IJECC/2023/v13i113635

Open Peer Review History:

This journal follows the Advanced Open Peer Review policy. Identity of the Reviewers, Editor(s) and additional Reviewers, peer review comments, different versions of the manuscript, comments of the editors, etc are available here: <https://www.sdiarticle5.com/review-history/109598>

Original Research Article

Received: 22/09/2023

Accepted: 29/11/2023

Published: 09/12/2023

ABSTRACT

The present investigation entitled 'bio-efficacy of Novel insecticides and bio-pesticides against Diamondback moth, *Plutella xylostella* (Linn.) was carried out on the cabbage, variety 'Golden Acre' during Rabi, 2021-22 and 2022-23. At Crop Research Centre, Sardar Vallabhbhai Patel University of Agriculture and Technology, Meerut (UP). The data were recorded on five randomly selected plants once in a standard week. Pooled data of both the year (2021 and 2022), After treatments, spinosad 2.50% SC at 600 ml ha⁻¹ consistently showed the lowest larval count on days 3, 7, and 14, with 3.33, 2.17, 2.25 larvae per five plants followed by emamectin benzoate 5% SG at 200 g ha⁻¹, diafenthiuron 50% WP at 600g ha⁻¹, *Bacillus thuringiensis* var. *kurstaki* at 1000 g ha⁻¹, *Beauveria bassiana* at 1500 ml ha⁻¹ and *Metarhizium anisopiliae* at 2000 g ha⁻¹, and nimbecidine 0.03% at 2500 ml-ha, respectively. The nimbecidine 0.03% at 2500 ml ha⁻¹ recorded the lowest efficacy.

*Corresponding author: E-mail: rjpal9838@gmail.com;

Chemical and biological treatments varied significantly, while chemicals had similar efficacy, and biologicals were equally effective. Control plots had the highest larvae count.

Keywords: Novel insecticides; biopesticides; Diamondback moth.

1. INTRODUCTION

Cruciferae is the most important vegetable in Indian diet and play an important role in the economy of the farmers. Cabbage, scientifically known as *Brassica oleracea* var. *capitata* (Linn.), its belongs to the Cruciferae family, which also includes many vegetables and oil seeds like broccoli, cauliflower, Brussels sprouts, cabbage and Mustard. Its diverse varieties, such as green cabbage, red cabbage, and savoy cabbage, offer culinary flexibility, making it a common ingredient in various cuisines. Cabbage, categorized as a Cole crop vegetable, is sometimes considered an exotic veggie and is a preferred leafy option, especially during the winter season. It is consumed widely worldwide and holds particular popularity in India. It is believed to have originated from the coastal regions of Northern Europe or the Mediterranean region [1].

Cabbage was introduced to India by the Portuguese during the period spanning the 14th to the 17th centuries. China holds the top position in global cabbage production, with India and the Republic of Korea following closely as the second and third largest cabbage producers. In 2021, China produced an impressive approximately 34.5 million metric tons of cabbage, solidifying its status as the leading cabbage producer in the Asia-Pacific region. India, on the other hand, dedicated around 0.412 million hectares to cabbage cultivation, resulting in a production estimate of approximately 9.56 million tons for the fiscal year 2021. Moving into the fiscal year 2022, India saw an increase in cabbage production, reaching about 9.82 million tons, while the area allocated for cabbage cultivation expanded to approximately 0.423 million hectares [2].

In India, the crop is cultivated in almost all the states. Annual production of Cabbage in West Bengal in 2021-22, ranked first, the state accounted for 24.38 per cent of total production. The cultivated area and average productivity of cabbage were 22.18 tonnes-ha. Cabbage seeds germinate properly at 12.7°C to 15.5°C temperatures. The major cabbage-growing states in the country are West Bengal (24.38 per cent), Odisha (11.77 per cent), Gujrat (8.29 per cent),

Madhya Pradesh (8.29 per cent), Assam (7.75 per cent), Bihar (7.52 per cent), Chhattisgarh (4.38 per cent) Uttar Pradesh (3.63 per cent), followed by Haryana, Karnataka and Maharashtra. In Uttar Pradesh, the area under cultivation of cabbage is about 9.06 thousand hectares with a production of about 302.97 thousand tonnes [2].

Cabbage is a low-calorie vegetable that is rich in nutritional value per 100 g of cabbage consists of carbohydrates 5.8 g, fat 0.1 g, protein 1.28 g, vitamins (thiamine or vitamin B₁ 0.061 mg, riboflavin or B₂ 0.040 mg, niacin or vitamin B₃ 0.234 mg, pantothenic acid or vitamin B₅ 0.212 mg, folate or vitamin B₉ 43 mg, vitamin C 36.6 mg and vitamin K 76 mg) and minerals Ca 40 mg, Fe 0.47 mg, Mg 12 mg, Mn 0.16 mg, P 26 mg, K 170 mg, Na 18 mg and Zn 0.18 mg [3]. Besides its culinary uses, cabbage has traditionally been used for its medicinal properties. Se-enriched sauerkraut extracts exhibit high antioxidant and anti-inflammatory properties [4]. Cabbage has an anti-cancer property it protects against bowel cancer due to the presence of indole-3-carbinol. Cabbage juice was used as a remedy against poisonous mushrooms [5].

2. MATERIALS AND METHODS

The field experiments were conducted at the crop research center (CRC) of Sardar Vallabhbhai Patel University of Agriculture & Technology, Meerut, during *Rabi*, 2021-22 and 2022-23. The cabbage variety Golden Acre was selected for observation. The experiment was laid out in randomization block design (RBD) with three replications each containing eight treatments including control. The plot size for each treatment was kept at 4 x 3 m², with spacing between row to row and plant to plant is 60 x 50 cm. After transplanting of crop and when 2 larval populations of DBM per five plants (ETL) were seen in the experiment, two sprayings were made and data was recorded after the 3rd, 7th, and 14th days of each spraying and presented in tables. The observations were recorded on the population of diamondback moth larvae of five randomly selected plants in each plot one day before every spray which served as a pre-

treatment observation and the subsequent counts were taken on the 3rd, 7th, and 14th days after each spray (post-treatment) and the observation on the larval population of diamondback moth was recorded during morning hours. However, the performance of each treatment against this pest was assessed by recording the number of diamondback moth larvae in each plot on five randomly selected plants after treatment on the 3rd, 7th and 14th day after each spray. The data of insect population were subjected for calculation of the mean as suggested by [6]. The experiments for the evaluation of botanicals were laid out in Randomized complete block design (RCBD) with three replications and eight treatments for finding out the infestation per-centage of *P. xylostella*. All the observations were analyzed statistically to compare the treatment effect on the larval population. The larval population data were transformed using square root transformation as $\sqrt{x + 0.5}$ value (where observed insect population per plot).

$$SE(d) = \sqrt{\frac{2EMS}{r}}$$

Where,
 SE (d) = Standard error of difference
 EMS = Error mean sum of square
 r = Replication

The critical difference was calculated for experiments to find out the better treatment. The statistical analysis was made to determine the standard error and critical difference at 5% level of significance and calculated by following the formula suggested by Bana [7].

$$CD = SE(d) \times t(5\%)$$

Where;
 CD = Critical difference
 t = Table value at 5% probability level.

3. RESULTS AND DISCUSSION

Bio-efficacy of novel insecticides and biopesticides against diamondback moth, *Plutella xylostella* (Linn.)

During, Rabi, 2021-22.

The effects of different treatments were evaluated against Diamondback moth infestations in cabbage during the Rabi seasons of 2021 and 2022. Data was obtained during

both cropping seasons and pooled to observe the overall effects. The recorded observations are given below-

One day before first application: The statistically analysed data presented in (Table 1) and (Fig. 1) observed that the average larval population of *P. xylostella* at one day before application in all the treatments ranged from 7.00 to 8.00 per five plants on cabbage during Rabi, 2021-22. No significant difference was found among all the different treatments.

After first application: Data recorded on third day after first application, the minimum diamondback moth larvae (3.00 larvae per five plants) was recorded in the spinosad 2.50% SC. The next best treatment was emamectin benzoate 5% SG with (3.66 larvae per five plants) followed by diafenthiuron 50% WP, *Bacillus thuringiensis*, *Beauveria bassiana*, *Metarhizium anisopliae* and nimbecidine 0.03% with 4.00, 5.33, 5.66, 6.33 and 6.66 larvae per five plants, respectively. The chemical pesticides and biopesticides were significantly different and the chemical treatments were statistically at par in their efficacy, similarly biological treatments had similar efficacy to each other. Meantime, maximum diamondback moth larvae (8.00 per five plants) were recorded in untreated control.

Similar trend was recorded on seventh day after first application, the minimum diamondback moth larvae (2.33 larvae per five plants) was recorded in the spinosad 2.50% SC. The next best treatment was emamectin benzoate 5% SG with (3.00 larvae per five plants) followed by diafenthiuron 50% WP, *B. thuringiensis*, *B. bassiana*, *M. anisopliae* and nimbecidine 0.03% with 3.33, 4.67, 5.00, 5.67 and 6.00 larvae per five plants, respectively. Whereas, maximum diamondback moth larvae (8.33 per five plants) were recorded in untreated control.

Data recorded fourteen days after first application, the minimum diamondback moth larvae (2.67 larvae per five plants) was recorded in the Spinosad 2.50% SC. The next best treatment was emamectin benzoate 5% SG with (3.33 larvae per five plants) Followed by diafenthiuron 50% WP, *B. thuringiensis*, *B. bassiana*, *M. anisopliae* and nimbecidine 0.03% with 3.67, 5.00, 5.33, 6.00 and 6.67 larvae per five plants, respectively. Meantime, maximum diamondback moth larvae (8.67 per five plants) were recorded in control plot.

Table 1. Efficacy of novel insecticides and biopesticides against *Plutella xylostella* (Linn.) in cabbage during *Rabi*, 2021-22

S. No.	Treatments	Dose (g-ml ha ⁻¹)	No. of Diamondback moth per five plants						
			1 st Spray after days			2 nd Spray after days			
			1DBS	3	7	14	3	7	14
T1	Spinosad 2.50% SC	600 ml	7.00 (2.83)	3.00 (1.99)	2.33 (1.82)	2.67 (1.91)	2.00 (1.73)	1.33 (1.52)	1.67 (1.63)
T2	Emamectin Benzoate 5% SG	200 g	7.33 (2.89)	3.66 (2.16)	3.00 (2.00)	3.33 (2.08)	2.67 (1.91)	2.00 (1.73)	2.33 (1.82)
T3	Diafenthiuron 50% WP	600 g	7.67 (2.94)	4.00 (2.23)	3.33 (2.08)	3.67 (2.16)	3.00 (2.00)	2.67 (1.82)	3.00 (2.00)
T4	<i>Bacillus thuringiensis</i> var. <i>kurstaki</i>	1000 g	7.33 (2.89)	5.33 (2.51)	4.67 (2.38)	5.00 (2.44)	4.67 (2.38)	3.67 (2.16)	4.00 (2.24)
T5	<i>Beauveria bassiana</i>	1500 ml	7.67 (2.94)	5.66 (2.57)	5.00 (2.44)	5.33 (2.52)	5.00 (2.45)	4.33 (2.31)	4.67 (2.51)
T6	<i>Metarhizium anisopliae</i>	2000 g	7.33 (2.89)	6.33 (2.71)	5.67 (2.58)	6.00 (2.71)	5.67 (2.58)	5.00 (2.44)	5.33 (2.51)
T7	Nimbecidine 0.03%	2500 ml	8.00 (3.00)	6.66 (2.77)	6.00 (2.26)	6.67 (2.77)	6.33 (2.71)	5.67 (2.58)	6.00 (2.65)
T8	Untreated (Control)	-	7.67 (2.94)	8.00 (3.00)	8.33 (3.05)	8.67 (3.11)	9.00 (3.16)	9.33 (3.21)	9.00 (3.16)
CD at 5% SE (m) (±)			N-S 0.30	1.06 0.35	1.18 0.39	1.33 0.43	0.96 0.31	1.10 0.36	1.05 0.34

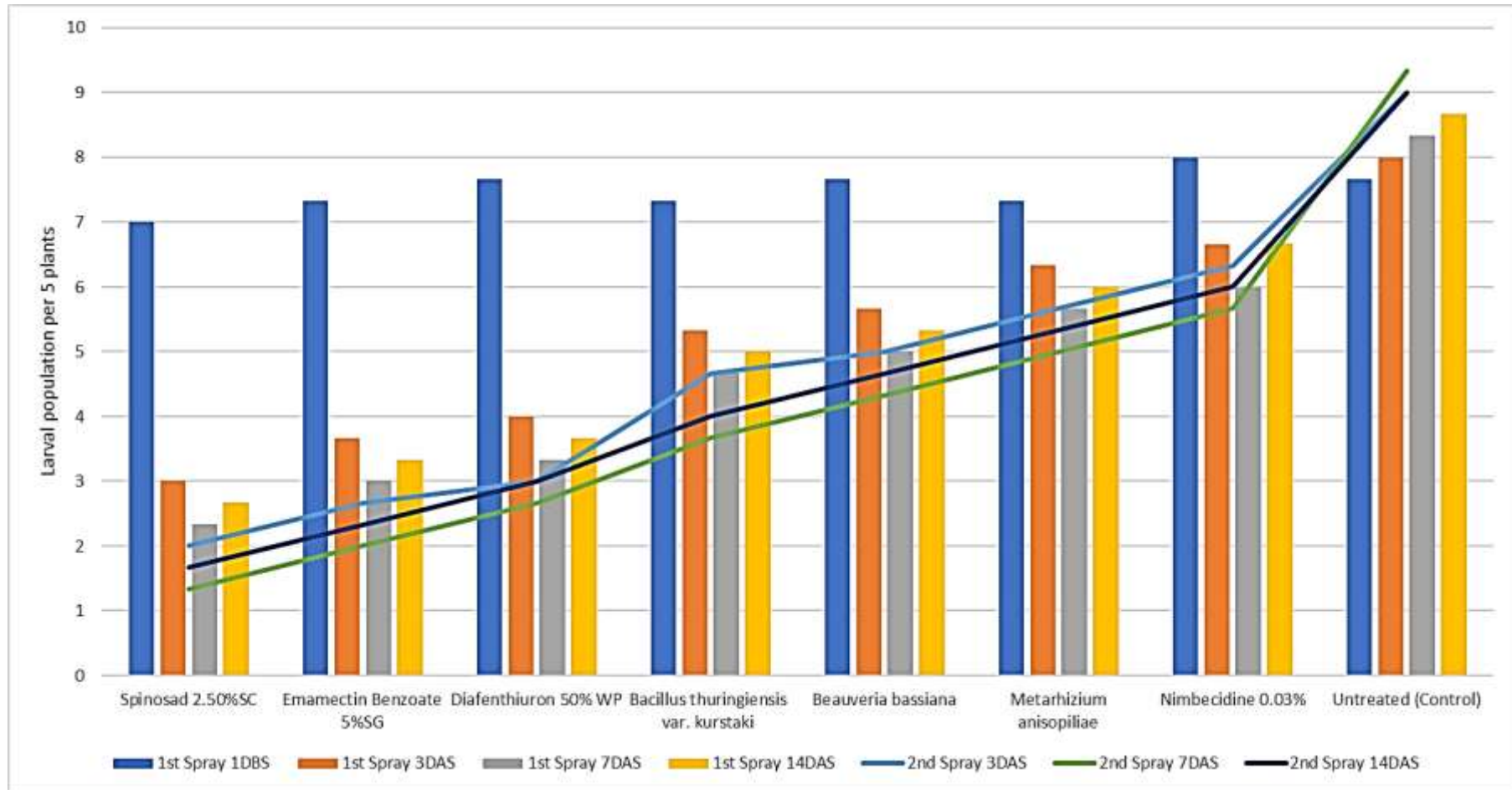


Fig. 1. Efficacy of novel insecticides and biopesticides against *Plutella xylostella* (Linn.) in cabbage during *Rabi*, 2021-22

After second application: The observations were recorded on third day after second application, the minimum diamondback moth larvae (2.00 larvae per five plants) were recorded in the spinosad 2.50% SC. The next best treatment was emamectin benzoate 5% SG with (2.67 larvae per five plants) Followed by diafenthiuron 50% WP, *B. thuringiensis*, *B. bassiana*, *M. anisopliae* and nimbecidine 0.03% with 3.00, 4.67, 5.00, 5.67 and 6.33 larvae per five plants, respectively. Whereas maximum diamondback moth larvae (9.00 per five plants) were recorded in the untreated control.

Data were recorded on seventh day after second application, the minimum diamondback moth larvae (1.33 larvae per five plants) was recorded in the spinosad 2.50% SC. The next best treatment was emamectin benzoate 5% SG with (2.00 larvae per five plant) Followed by diafenthiuron 50% WP, *B. thuringiensis*, *B. bassiana*, *M. anisopliae* and nimbecidine 0.03% with 2.67, 3.67, 4.33, 5.00 and 5.67 larvae per five plants, respectively. Whereas, maximum diamondback moth larvae (9.33 per five plants) were recorded in untreated control.

Similar trend was recorded on fourteen days after second application, the minimum diamondback moth larvae (1.67 larvae per five plants) was recorded in the spinosad 2.50% SC. The next best treatment was emamectin benzoate 5% SG with (2.33 larvae per five plant) followed by diafenthiuron 50% WP, *B. thuringiensis*, *B. bassiana*, *M. anisopliae* and nimbecidine 0.03% with 3.00, 4.00, 4.67, 5.33 and 6.00 larvae per five plants, respectively. Whereas, maximum diamondback moth larvae (9.00 per five plants) were recorded in untreated control. All the treatments were recorded statistically at par in their efficacy which was significantly superior over control.

During, Rabi, 2022-23.

One day before the spray: The statistically analyzed data presented in (Table 2 and Fig. 2) observed that the average larval population of *Plutella xylostella* one day before application in all the treatments ranged from 7.33 to 8.67 per five plants on cabbage during Rabi, 2022-23. No significant difference was recorded among all the different treatments.

After first application: Data recorded on third day after first application, the minimum diamondback moth larvae (3.67 larvae per five plants) was recorded in the spinosad 2.50% SC. The next best treatment was emamectin

benzoate 5% SG with (4.00 larvae per five plant) followed by diafenthiuron 50% WP, *B. thuringiensis*, *B. bassiana*, *M. anisopliae* and nimbecidine 0.03% with 4.33, 5.67, 6.00, 6.67 and 7.00 larvae per five plants, respectively. The chemical pesticides and biopesticides were significantly different and the chemical treatments were statistically at par in their efficacy, similarly biological treatments were similar efficacy to each other. Whereas maximum diamondback moth larvae (8.00 per five plants) were recorded in untreated control plot.

The similar observation was recorded on seventh day after first application, the minimum diamondback moth larvae (2.00 larvae per five plants) was recorded in the spinosad 2.50% SC. The next best treatment was emamectin benzoate 5% SG with (2.33 larvae per five plants) followed by diafenthiuron 50% WP, *B. thuringiensis*, *B. bassiana*, *M. anisopliae* and nimbecidine 0.03% with 2.67, 4.00, 5.00, 5.33 and 6.00 larvae per five plant, respectively. On the otherhand, maximum diamondback moth larvae (9.00 per five plants) were recorded in untreated control plots.

The similar observation was recorded on fourteen days after the first application, the minimum diamondback moth larvae (2.33 larvae per five plants) was recorded in the spinosad 2.50% SC. The next best treatment was emamectin benzoate 5% SG with (2.67 larvae per five plant) followed by diafenthiuron 50% WP, *B. thuringiensis*, *B. bassiana*, *M. anisopliae* and nimbecidine 0.03% with 3.00, 4.33, 5.33, 5.67 and 6.33 larvae per five plant, respectively. Meantime, diamondback moth larvae (9.00 per five plants) were recorded in untreated control plots.

After second application: The observations were recorded on third day after second application, the minimum diamondback moth larvae (1.33 larvae per five plants) were recorded in the spinosad 2.50% SC. The next best treatment was emamectin benzoate 5% SG with (2.00 larvae per five plants). Both Spinosad and emamectin benzoate were at par with their efficacy and diafenthiuron 50% WP, significantly different with (2.67 larval per five plants) followed by *B. thuringiensis*, *B. bassiana*, *M. anisopliae* and nimbecidine 0.03% with 3.67, 4.67, 5.00 and 5.67 larvae per five plants, respectively. Whereas, maximum diamondback moth larvae (9.33 per five plants) were recorded in untreated control.

Similar trend was recorded on seventh day after second application, the minimum diamondback moth larvae (1.00 larvae per five plants) was recorded in the spinosad 2.50% SC. The next best treatment was emamectin benzoate 5% SG with (1.33 larvae per five plants). Both Spinosad and emamectin benzoate are at par with their efficacy and diafenthiuron 50% WP, significantly different with (2.00 larval per five plant). All the biological pesticides are statistically at par with their efficacy followed by *B. thuringiensis*, *B. bassiana*, *M. anisopliae* and nimbecidine 0.03% with 3.00, 4.00, 4.33 and 5.00 larvae per five plants, respectively. Whereas, maximum diamondback moth larvae (8.33 per five plants) were recorded in untreated control.

Data were recorded on fourteen days after second application, the minimum diamondback moth larvae (1.00 larvae per five plants) was recorded in the spinosad 2.50% SC. The next best treatment was emamectin benzoate 5% SG with (1.67 larvae per five plants) followed by diafenthiuron 50% WP, *B. thuringiensis*, *B. bassiana*, *M. anisopliae* and nimbecidine 0.03% with 2.33, 3.33, 4.33, 4.67 and 5.67 larvae per five plants, respectively. In which all the treatments are statistically at par, there was no significant difference. Whereas maximum diamondback moth larvae (8.00 per five plants) were recorded in untreated control.

Pool data during both years Rabi, 2021-22 and 2022-23.

One day before spray: The statistically analysed data presented in (Table 3) and (Fig. 3) observed that the average larval population of *P. xylostella* at one day before application in all the treatments ranged from 7.00 to 8.00 per five plants on cabbage during both the years 2021-22 to 2022-23. No significant difference was recorded among all the different treatments.

After first application: Data recorded on third day after first application, the minimum diamondback moth larvae (3.33 larvae per five plants) was recorded in the Spinosad 2.50% SC. The next best treatment was emamectin benzoate 5% SG with (3.83 larvae per five plants) followed by diafenthiuron 50% WP, *B. thuringiensis*, *B. bassiana*, *M. anisopliae* and nimbecidine 0.03% with 4.17, 5.50, 5.83, 6.50 and 6.83 larvae per five plants, respectively. The chemical pesticides and biopesticides were significantly different and the chemical treatments were statistically at par in their efficacy, similarly biological treatments had similar efficacy to each other. Whereas maximum

diamondback moth larvae (8.33 per five plants) were recorded in untreated control plot.

The similar observation was recorded on seventh day after first application, the minimum diamondback moth larvae (2.17 larvae per five plants) was recorded in the spinosad 2.50% SC. The next best treatment was emamectin benzoate 5% SG with (2.67 larvae per five plant) followed by diafenthiuron 50% WP, *B. thuringiensis*, *B. bassiana*, *M. anisopliae* and nimbecidine 0.03% with 3.00, 4.33, 5.00, 5.50 and 6.00 larvae per five plant, respectively. Whereas maximum diamondback moth larvae (8.67 per five plants) were recorded in untreated control plot.

The similar observation was recorded on fourteenth day after first application, the minimum diamondback moth larvae (2.50 larvae per five plants) was recorded in the spinosad 2.50% SC. The next best treatment was emamectin benzoate 5% SG with (3.00 larvae per five plants) followed by diafenthiuron 50% WP, *B. thuringiensis*, *B. bassiana*, *M. anisopliae* and nimbecidine 0.03% with 3.33, 4.67, 5.33, 5.83 and 6.50 larvae per five plants, respectively. Whereas maximum diamondback moth larvae (8.83 per five plants) were recorded in untreated control plot.

After second application: The observations were recorded on third day after second application, the minimum diamondback moth larvae (1.67 larvae per five plants) were recorded in the spinosad 2.50% SC. The second effective treatment was emamectin benzoate 5% SG with (2.33 larvae per five plants) followed by diafenthiuron 50% WP, *B. thuringiensis*, *B. bassiana*, *M. anisopliae* and nimbecidine 0.03% , being 2.83, 4.17, 4.83, 5.33 and 6.00 larvae per five plants, respectively. Whereas maximum diamondback moth larvae (9.17 per five plants) were recorded in untreated control plot.

The observations were recorded on seventh day after second application, the minimum diamondback moth larvae (1.17 larvae per five plants) were recorded in the spinosad 2.50% SC. The second effective treatment was emamectin benzoate 5% SG with (2.67 larvae per five plant) followed by diafenthiuron 50% WP, *B. thuringiensis*, *B. bassiana*, *M. anisopliae* and nimbecidine 0.03% , being 2.33, 3.33, 4.17, 4.67 and 5.33 larvae per five plant, respectively. Whereas maximum diamondback moth larvae (8.83 per five plants) were recorded in untreated control plot.

Table 2. Efficacy of novel insecticides and biopesticides against *Plutella xylostella* (Linn.) in cabbage during *Rabi*, 2022-23

S. No.	Treatments	Dose (g-ml ha ⁻¹)	No. of Diamondback moth per five plants						
			1 st Spray after days			2 nd Spray after days			
			1DBS	3	7	14	3	7	14
T1	Spinosad 2.50%SC	600 ml	8.00 (3.00)	3.67 (2.16)	2.00 (1.73)	2.33 (1.82)	1.33 (1.52)	1.00 (1.41)	1.00 (1.38)
T2	Emamectin Benzoate 5%SG	200 g	8.67 (3.11)	4.00 (2.23)	2.33 (1.82)	2.67 (1.91)	2.00 (1.73)	1.33 (1.52)	1.67 (1.63)
T3	Diafenthiuron 50% WP	600 g	7.67 (2.94)	4.33 (2.31)	2.67 (1.91)	3.00 (2.00)	2.67 (1.91)	2.00 (1.73)	2.33 (1.82)
T4	<i>Bacillus thuringiensis</i> var. <i>kurstaki</i>	1000 g	8.33 (3.05)	5.67 (2.58)	4.00 (2.24)	4.33 (2.31)	3.67 (2.16)	3.00 (1.99)	3.33 (2.08)
T5	<i>Beauveria bassiana</i>	1500 ml	7.33 (2.89)	6.00 (2.64)	5.00 (2.44)	5.33 (2.52)	4.67 (2.38)	4.00 (2.24)	4.33 (2.38)
T6	<i>Metarhizium anisopliae</i>	2000 g	8.33 (3.05)	6.67 (2.77)	5.33 (2.52)	5.67 (2.58)	5.00 (2.44)	4.33 (2.31)	4.67 (2.38)
T7	Nimbecidine 0.03%	2500 ml	8.00 (3.00)	7.00 (2.83)	6.00 (2.64)	6.33 (2.71)	5.67 (2.58)	5.00 (2.45)	5.67 (2.58)
T8	Untreated (Control)	-	8.33 (3.05)	8.67 (3.11)	9.00 (3.16)	9.00 (3.16)	9.33 (3.21)	8.33 (3.05)	8.00 (3.00)
CD at 5%			N-S	1.07	1.15	1.15	0.81	0.92	1.10
SE (m) (±)			0.43	0.35	0.37	0.38	0.26	0.30	0.36

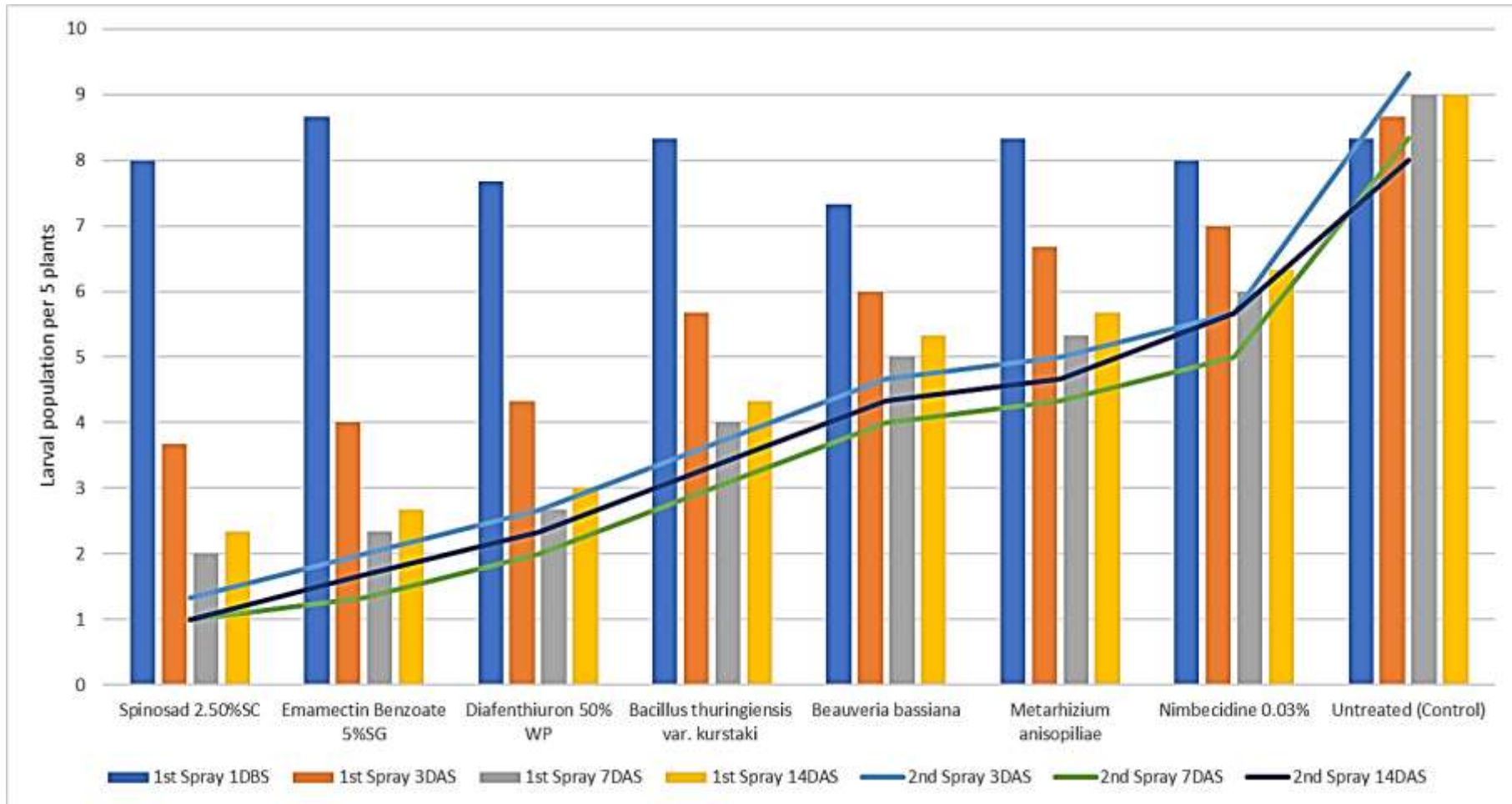


Fig. 2. Efficacy of novel insecticides and biopesticides against *Plutella xylostella* (Linn.) in cabbage during *Rabi*, 2022-23

Table 3. Pooled Efficacy of novel insecticides and biopesticides against *Plutella xylostella* (Linn.) in cabbage during Rabi, 2021-22 and 2022-23

S. No.	Treatments	Dose (g-ml ha ⁻¹)	No. of Diamondback moth per five plants						
			1 st Spray after days			2 nd Spray after days			
			1 DBS	3	7	14	3	7	14
T1	Spinosad 2.50% SC	600 ml	7.50 (2.91)	3.33 (2.07)	2.17 (1.78)	2.50 (1.87)	1.67 (1.63)	1.17 (1.47)	1.33 (1.50)
T2	Emamectin Benzoate 5% SG	200 g	8.00 (3.00)	3.83 (2.19)	2.67 (1.91)	3.00 (2.00)	2.33 (1.82)	1.67 (1.63)	2.00 (1.72)
T3	Diafenthiuron 50% WP	600 g	7.67 (2.94)	4.17 (2.27)	3.00 (2.00)	3.00 (1.99)	2.83 (1.96)	2.33 (1.78)	2.67 (1.91)
T4	<i>Bacillus thuringiensis</i> var. <i>kurstaki</i>	1000 g	7.83 (2.97)	5.50 (2.54)	4.33 (2.31)	4.67 (2.38)	4.17 (2.27)	3.33 (2.07)	3.67 (2.16)
T5	<i>Beauveria bassiana</i>	1500 ml	7.50 (2.91)	5.83 (2.61)	5.00 (2.44)	5.33 (2.52)	4.83 (2.41)	4.17 (2.27)	4.50 (2.38)
T6	<i>Metarhizium anisopliae</i>	2000 g	7.83 (2.97)	6.50 (2.74)	5.50 (2.55)	5.83 (2.61)	5.33 (2.51)	4.67 (2.38)	5.00 (2.44)
T7	Nimbecidine 0.03%	2500 ml	8.00 (3.00)	6.83 (2.80)	6.00 (2.64)	6.50 (2.74)	6.00 (2.64)	5.33 (2.51)	5.83 (2.61)
T8	Untreated (Control)	-	8.00 (3.00)	8.33 (3.05)	8.67 (3.11)	8.83 (3.13)	9.17 (3.19)	8.83 (3.13)	8.50 (3.08)
CD at 5%			N-S	1.24	1.17	1.24	1.03	1.01	1.07
SE (m) (±)			0.37	0.41	0.38	0.40	0.34	0.33	0.35

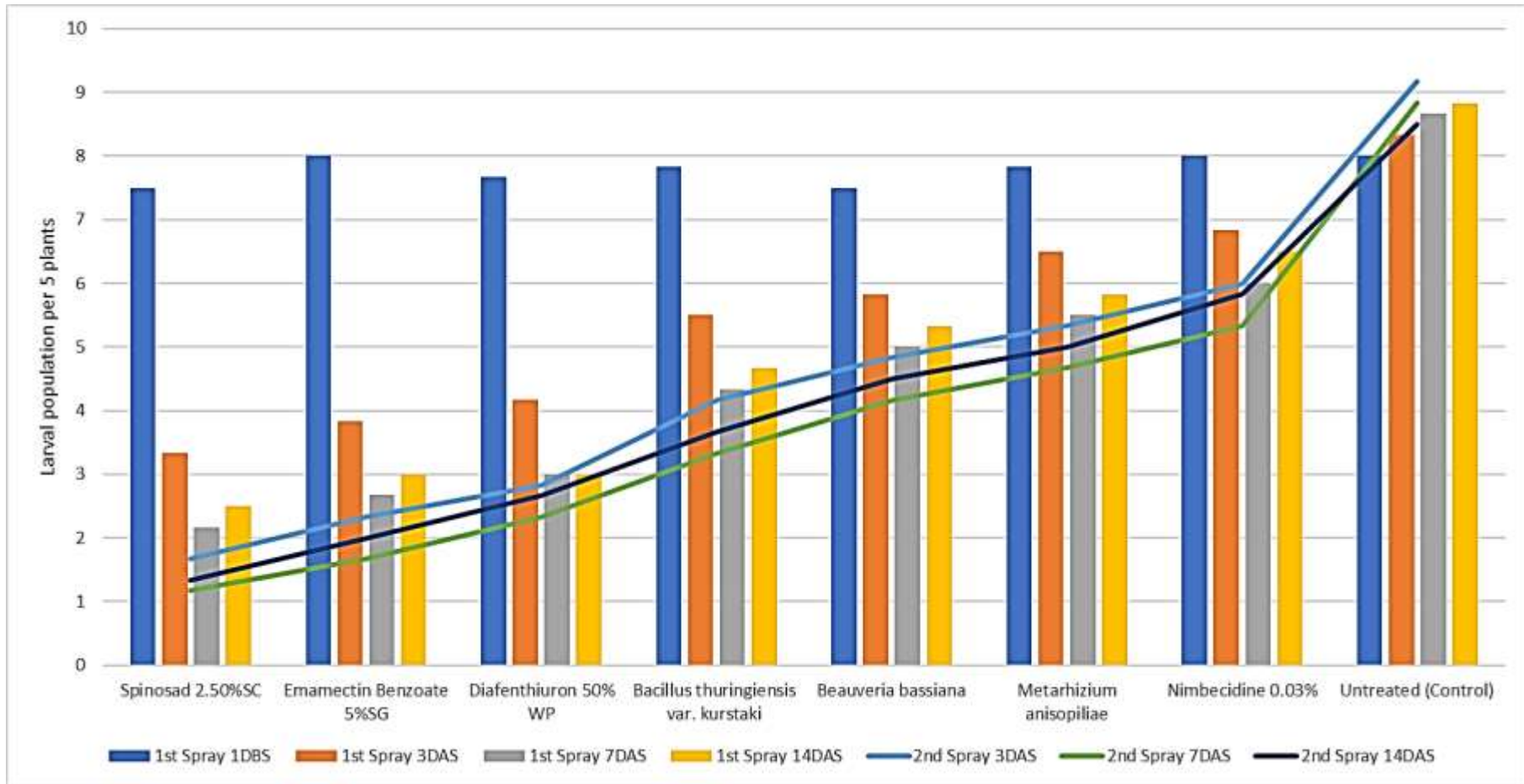


Fig. 3. Pooled Efficacy of novel insecticides and biopesticides against *Plutella xylostella* (Linn.) in cabbage during *Rabi*, 2021-22. and 2022-23

Data were recorded on fourteen days after second application, the minimum diamondback moth larvae (1.33 larvae per five plants) were recorded in the spinosad 2.50% SC. The next best treatment was emamectin benzoate 5% SG with (2.00 larvae per five plants) followed by diafenthiuron 50% WP, *B. thuringiensis*, *B. bassiana*, *M. anisopliae* and nimbecidine 0.03% with 2.67, 3.67, 4.50, 5.00 and 5.83 larvae per five plants, respectively. Whereas maximum diamondback moth larvae (8.00 per five plants) were recorded in untreated control plot. In which all the treatments are statistically at par, there was no significant difference.

These findings are supported by Sharma *et al.* [3] who reported that the Spinosad was most effective and reduced up to 94.33 per cent of diamondback moth population followed by Indoxacarb (91.00 per cent) and flubendiamide (78.66 per cent). The insecticides, *viz.*, fipronil, emamectin benzoate and chlorantraniliprole were found to be moderately effective as they resulted in 70.66, 70.33 and 68.66 per cent reduction, respectively and chlorfenapyr, pyridalyl and acephate were proved least effective reduced up to 55.33, 56.66 and 56.00 per cent, respectively. The present finding also get supported from the observations of Kumar *et al.* [8] the *B. t. var. kurstaki* (dipel 8 L) at 0.2 per cent as spray on standing crop with 41.85 per cent population reduction over control proved best among all treatments by reducing mean number of larvae 0.48-plant [9,10]. The second most effective treatment applied to the cabbage on standing crop as spray form was *B. bassiana* 1.15% WP at 0.2 per cent with 38.30 per cent population reduction over control with mean number of larvae 0.75 plant⁻¹, followed by nimbecidine 0.15 per cent EC (azardirachtin 1500 ppm) at 0.3 per cent (37.29 per cent) it was statistically superior in comparison to control in which 4.98 mean larvae were recorded [11,12].

4. CONCLUSION

Pooled data of both the year (2021 and 2022), After treatments, spinosad 2.50% SC consistently showed the lowest larval count on days 3, 7, and 14, with 3.33, 2.17, 2.25 larvae per five plants followed by emamectin benzoate 5% SG, diafenthiuron 50% WP, *B. t. var. kurstaki*, *B. bassiana*, *M. anisopliae* and nimbecidine 0.03%, respectively. The nimbecidine 0.03% recorded the lowest efficacy. Chemical and biological treatments varied significantly, while chemicals had similar efficacy,

and biologicals were equally effective. Control plots had the highest larvae count.

ACKNOWLEDGEMENT

The authors are highly thankful to the chairmen advisory committee, committee members, head and technical staff of Department of Entomology, Sardar Vallabhbhai Patel University of Agriculture and Technology, Meerut, (Uttar Pradesh) for providing knowledge and necessary facilities.

COMPETING INTERESTS

Authors have declared that no competing interests exist.

REFERENCES

1. Snogerup SVEN. The wild forms of the Brassica oleracea group (2n= 18) and their possible relations to the cultivated ones. Brassica Crops and Wild Allies. 1980;1:121-132.
2. Anonymous. Indian Horticultural Data Base, National Horticulture Board, Ministry of Agriculture, Govt. of India. 2022;242.
3. Sharma P, Kumawat KC, Lal J. Seasonal abundance of diamondback moth and natural enemies on cabbage. Journal of Entomology and Zoology Studies. 2017;5(3):176-179.
4. Penas E, Martinez-Villaluenga C, Frias J, Sánchez-Martínez MJ, Pérez-Corona MT, Madrid Y, Vidal-Valverde C. Se improves indole glucosinolate hydrolysis products content, Se-methyl selenocysteine content, antioxidant capacity and potential anti-inflammatory properties of sauerkraut. Food Chemistry. 2012;132(2): 907-914.
5. Keck AS, Finley JW. Cruciferous vegetables: cancer protective mechanisms of glucosinolate hydrolysis products and selenium. Integrative Cancer Therapies. 2004;3(1):5-12.
6. Devi HD, Tayde AR. Comparative efficacy of bio-agents and botanicals on the management of diamondback moth (*Plutella xylostella* Linn.) on cabbage under Allahabad agroclimatic conditions. International Journal of Current Microbiology and Applied Sciences. 2017;6(7):711-6.
7. Bana JK, Jat BL, Bajya DR. Seasonal incidence of major pests of cabbage and

- their natural enemies. Indian Journal of Entomology. 2012;74(3): 236-240.
8. Kumar L, Singh DR, Umrao RS. Bio-efficacy of certain botanicals and bio-pesticides against diamondback moth, *Plutella xylostella* (Linn.) on cabbage *Brassica oleracea* var. capitata (Linn.) under field condition. The Pharma Innovation Journal. 2022;11 (7): 633-638.
 9. Begum A, Latif MA, Ali M, Farhana F. Effect of Biopesticides and Pheromone Traps on Major Insect-Pests and Their Natural Enemies of Cabbage. Journal of Experimental Agriculture International. 2021 Jun 14;43(4):64-75.
 10. Gautam MP, Singh H, Verma AP, Patel A, Singh G. Efficacy of certain IPM modules on the population of Spider in cabbage (*Brassica oleracea* Linn.). Journal of Experimental Zoology India. 2021;24(1): 589-594.
 11. Mollah MMI, Rahman MM, Alam MZ. Toxic Effect of Some Insecticides on Predatory Lady Bird Beetles (Coleoptera: Coccinellidae) in Country Bean *Lablab purpureus* (Linn.) Field. World Journal of Zoology. 2012;7 (4):347-350.
 12. Nyaupane S, Tiwari S, Thapa RB, Jaishi S. Testing of bio-rational and synthetic pesticides to manage cabbage aphid *Brevicoryne brassicae* (Linn.) in cabbage field at Rampur, Chitwan, Nepal. Journal of Agriculture and Natural Resources. 2020;4(2):29-39.

© 2023 Kant et al.; This is an Open Access article distributed under the terms of the Creative Commons Attribution License (<http://creativecommons.org/licenses/by-4.0/>), which permits unrestricted use, distribution, and reproduction in any medium, provided the original work is properly cited.

Peer-review history:

The peer review history for this paper can be accessed here:
<https://www.sdiarticle5.com/review-history/109598>